

Grande Max



Made in Italy, GRANDE MAX features the classical elegance of numerous types of marble, stone, metal and concrete translated into stoneware with satin and polished surfaces. GRANDE MAX is available in 6mm and 12mm thickness. The 6mm is ideal for both horizontal and vertical flat surfaces including facades for both indoor and outdoor and the 12mm ideal for bench tops, cladding and furniture.

- PRODUCT TYPE:** 6mm and 12mm porcelain slabs
- MARBLE LIGHT:** Golden White, Calacatta Extra, Statuario Altissimo and Capraia
- MARBLE DARK:** Elegant Black, Imperiale, St Laurent and Grigio Carnico
- TERRAZZO:** Terrazzo Grey
- STONE:** Brera Grey, Ceppo Di Gre, Basaltina, Bluestone Gris Du Gent and Granito Black
- CONCRETE:** Concrete Smoke and Concrete White Solid
- SOLID:** White and Solid Black,
- METAL:** Metal Iron Dark and Metal Iron Light
- SIZES:** 1200x1200x6mm, 1200x2400x6mm, 1200x2780x6mm, 1600x3200x6mm and 1620x3240x12mm Rectified
- FINISHES/USAGE:** Satin, Polish, Matt, Extra Polish and Extra Satin/ Wall and Floor
- AESTHETIC QUALITIES:** Stone and Marble look porcelain slabs
- ORIGIN:** Italy
- TECHNICAL DATA:** More technical data on the last page

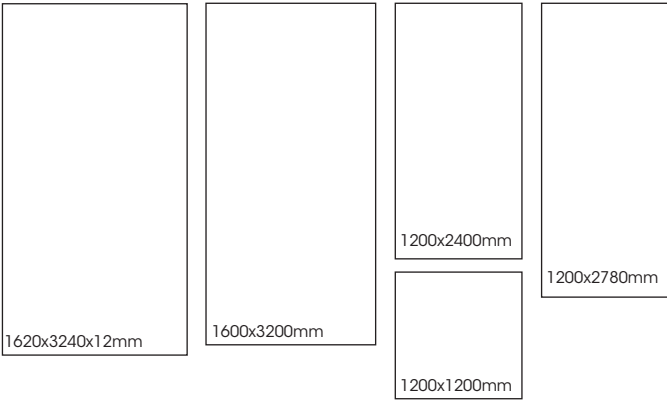
Grande Max

PRODUCT SPECIFICATIONS

SIZES	FINISHES	TILE EDGE
1200x1200x6mm*	SATIN	RECTIFIED
1200x2400x6mm*	SATIN	RECTIFIED
1200x2780x6mm	SATIN	RECTIFIED
1600x3200x6mm	SATIN	RECTIFIED
1200x1200x6mm*	POLISH	RECTIFIED
1200x2400x6mm*	POLISH	RECTIFIED
1200x2780x6mm	POLISH	RECTIFIED
1600x3200x6mm	POLISH	RECTIFIED
1620x3240x12mm	SATIN	-
1620x3240x12mm*	POLISH	-

* Indent item - Subject to stock availability overseas, please allow 10-12 weeks lead time from date of order confirmation. Minimum quantity may apply.


FORMATS



GOLDEN WHITE

GOLDEN WHITE SLAB VARIATION

1620x3240x12mm




1600x3200x6mm



1200x2400x6mm



1200x1200x6mm



Grande Max

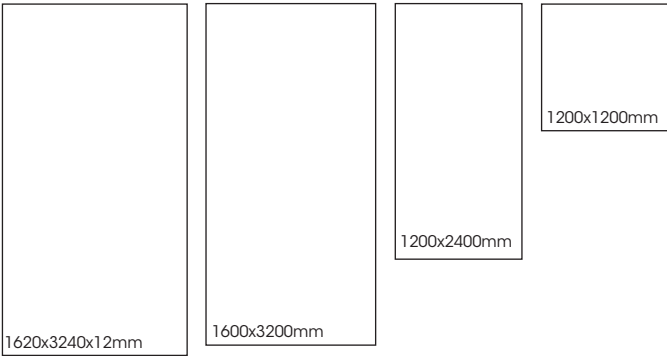
Grande Max

PRODUCT SPECIFICATIONS

SIZES	FINISHES	TILE EDGE
1200x1200x6mm*	SATIN	RECTIFIED
1200x2400x6mm*	SATIN	RECTIFIED
1600x3200x6mm	SATIN	RECTIFIED
1200x1200x6mm*	POLISH	RECTIFIED
1200x2400x6mm*	POLISH	RECTIFIED
1600x3200x6mm*	POLISH	RECTIFIED
1620x3240x12mm	EXTRA SATIN	-
1620x3240x12mm	EXTRA POLISH	-

* Indent item - Subject to stock availability overseas, please allow 10-12 weeks lead time from date of order confirmation. Minimum quantity may apply.

FORMATS



CALACATTA EXTRA

CALACATTA EXTRA SLAB VARIATION


1620x3240x12mm




1600x3200x6mm



1200x2400x6mm



1200x1200x6mm



Grande Max

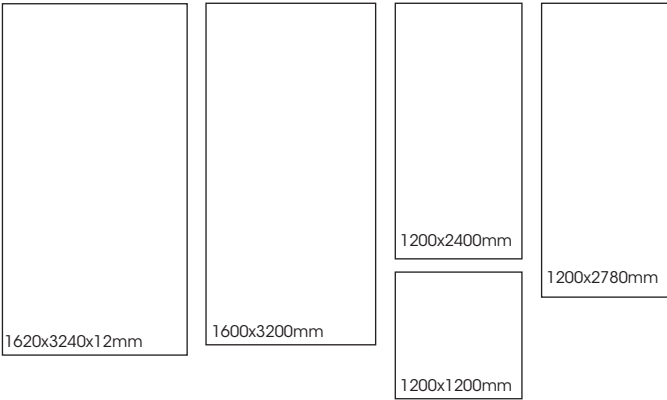
Grande Max

PRODUCT SPECIFICATIONS

SIZES	FINISHES	TILE EDGE
1200x1200x6mm*	SATIN	RECTIFIED
1200x2400x6mm*	SATIN	RECTIFIED
1200x2780x6mm*	SATIN	RECTIFIED
1600x3200x6mm	SATIN	RECTIFIED
1200x1200x6mm*	POLISH	RECTIFIED
1200x2400x6mm*	POLISH	RECTIFIED
1200x2780x6mm	POLISH	RECTIFIED
1600x3200x6mm	POLISH	RECTIFIED
1620x3240x12mm	SATIN	-
1620x3240x12mm	POLISH	-

* Indent item - Subject to stock availability overseas, please allow 10-12 weeks lead time from date of order confirmation. Minimum quantity may apply.

FORMATS



STATUARIO

STATUARIO SLAB VARIATION


1620x3240x12mm




1600x3200x6mm



1200x2400x6mm



1200x1200x6mm



Grande Max

Grande Max

STATUARIO BOOKMATCH SLAB VARIATION

1600x3200x6mm



1200x2400x6mm



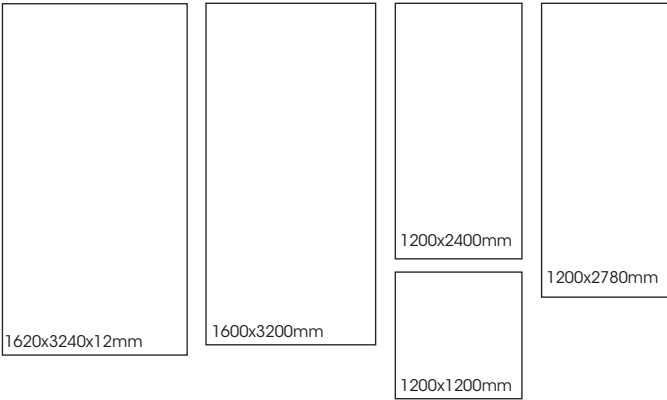
Grande Max

PRODUCT SPECIFICATIONS

SIZES	FINISHES	TILE EDGE
1200x1200x6mm*	SATIN	RECTIFIED
1200x2400x6mm*	SATIN	RECTIFIED
1200x2780x6mm*	SATIN	RECTIFIED
1600x3200x6mm	SATIN	RECTIFIED
1200x1200x6mm*	POLISH	RECTIFIED
1200x2400x6mm*	POLISH	RECTIFIED
1200x2780x6mm*	POLISH	RECTIFIED
1600x3200x6mm	POLISH	RECTIFIED
1620x3240x12mm	SATIN	-
1620x3240x12mm	POLISH	-

* Indent item - Subject to stock availability overseas, please allow 10-12 weeks lead time from date of order confirmation. Minimum quantity may apply.

FORMATS



ALTISSIMO

ALTISSIMO SLAB VARIATION

1620x3240x12mm



1600x3200x6mm



1200x2400x6mm



1200x1200x6mm



Grande Max

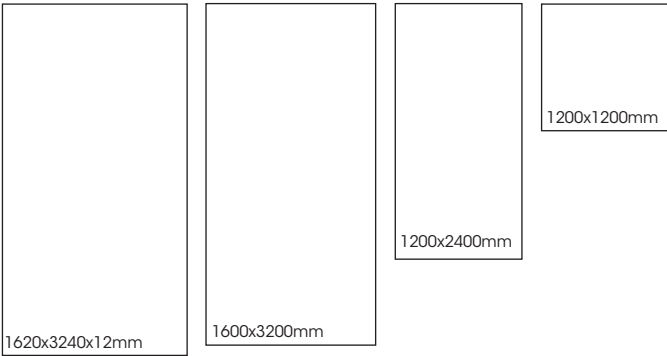
Grande Max

PRODUCT SPECIFICATIONS

SIZES	FINISHES	TILE EDGE
1200x1200x6mm*	SATIN	RECTIFIED
1200x2400x6mm*	SATIN	RECTIFIED
1200x1200x6mm*	POLISH	RECTIFIED
1200x2400x6mm*	POLISH	RECTIFIED
1600x3200x6mm*	POLISH	RECTIFIED
1620x3240x12mm	POLISH	-

* Indent item - Subject to stock availability overseas, please allow 10-12 weeks lead time from date of order confirmation. Minimum quantity may apply.

FORMATS




CAPRAIA

CAPRAIA SLAB VARIATION

1620x3240x12mm




1600x3200x6mm



1200x2400x6mm



1200x1200x6mm



Grande Max

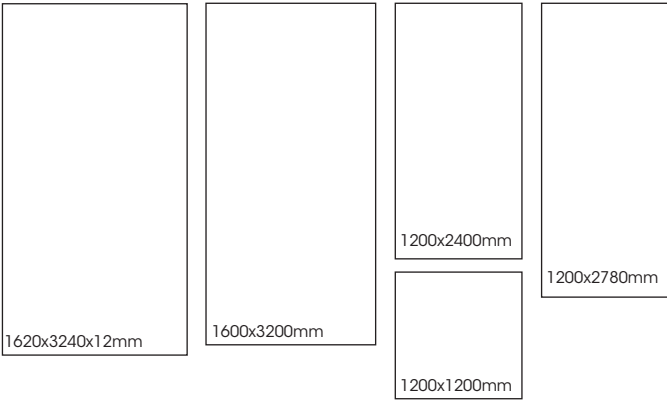
Grande Max

PRODUCT SPECIFICATIONS

SIZES	FINISHES	TILE EDGE
1200x1200x6mm*	SATIN	RECTIFIED
1200x2400x6mm*	SATIN	RECTIFIED
1200x2780x6mm*	SATIN	RECTIFIED
1600x3200x6mm	SATIN	RECTIFIED
1200x1200x6mm*	POLISH	RECTIFIED
1200x2400x6mm*	POLISH	RECTIFIED
1200x2780x6mm*	POLISH	RECTIFIED
1600x3200x6mm	POLISH	RECTIFIED
1620x3240x12mm	SATIN	-
1620x3240x12mm*	POLISH	-

* Indent item - Subject to stock availability overseas, please allow 10-12 weeks lead time from date of order confirmation. Minimum quantity may apply.


FORMATS



ELEGANT BLACK

ELEGANT BLACK SLAB VARIATION


1620x3240x12mm




1600x3200x6mm



1200x2400x6mm



1200x1200x6mm



Grande Max

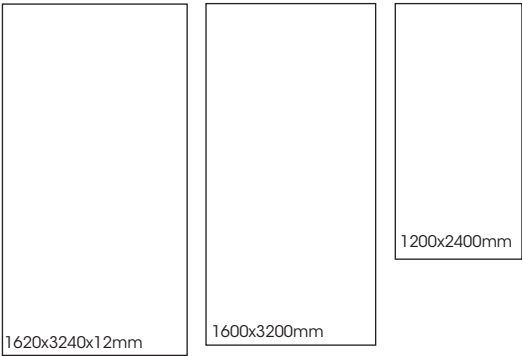
Grande Max

PRODUCT SPECIFICATIONS

SIZES	FINISHES	TILE EDGE
1200x2400x6mm	POLISH	RECTIFIED
1600x3200x6mm*	POLISH	RECTIFIED
1200x2400x6mm	SATIN	RECTIFIED
1620x3240x12mm	SATIN	RECTIFIED
1620x3240x12mm*	POLISH	-
		-

* Indent item - Subject to stock availability overseas, please allow 10-12 weeks lead time from date of order confirmation. Minimum quantity may apply.

FORMATS




IMPERIALE

Grande Max

IMPERIALE SLAB VARIATION

1620x3240x12mm



1600x3200x6mm



1200x2400x6mm



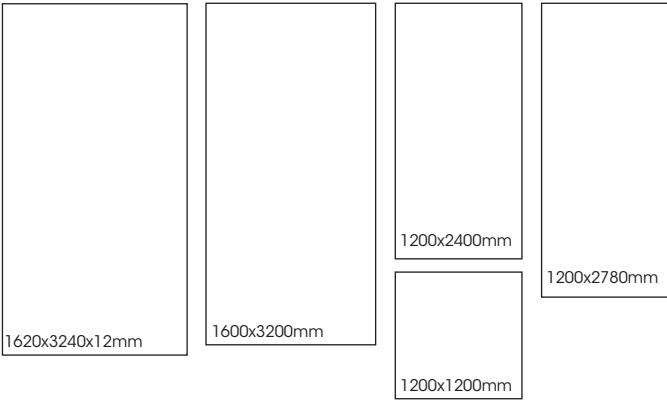
Grande Max

PRODUCT SPECIFICATIONS

SIZES	FINISHES	TILE EDGE
1200x1200x6mm*	SATIN	RECTIFIED
1200x2400x6mm*	SATIN	RECTIFIED
1200x2780x6mm*	SATIN	RECTIFIED
1600x3200x6mm*	SATIN	RECTIFIED
1200x1200x6mm*	POLISH	RECTIFIED
1200x2400x6mm*	POLISH	RECTIFIED
1200x2780x6mm*	POLISH	RECTIFIED
1600x3200x6mm*	POLISH	RECTIFIED
1620x3240x12mm*	SATIN	-
1620x3240x12mm*	POLISH	-

* Indent item - Subject to stock availability overseas, please allow 10-12 weeks lead time from date of order confirmation. Minimum quantity may apply.

FORMATS




ST LAURENT

ST LAURENT SLAB VARIATION

1620x3240x12mm



1600x3200x6mm



1200x2400x6mm



1200x1200x6mm



Grande Max

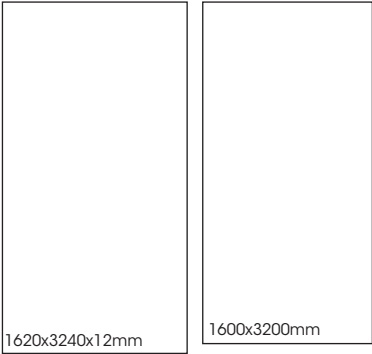
Grande Max

PRODUCT SPECIFICATIONS

SIZES	FINISHES	TILE EDGE
1600x3200x6mm*	POLISH	RECTIFIED
1600x3200x6mm*	SATIN	RECTIFIED
1620x3240x12mm*	POLISH	-
1620x3240x12mm	SATIN	-

* Indent item - Subject to stock availability overseas, please allow 10-12 weeks lead time from date of order confirmation. Minimum quantity may apply.

FORMATS



GRIGIO CARNICO

Grande Max

PRODUCT SPECIFICATIONS

SIZES	FINISHES	TILE EDGE
1600x3200x6mm*	POLISH	RECTIFIED
1600x3200x6mm	MATT	RECTIFIED

* Indent item - Subject to stock availability overseas, please allow 10-12 weeks lead time from date of order confirmation. Minimum quantity may apply.

FORMATS



TERRAZZO GREY

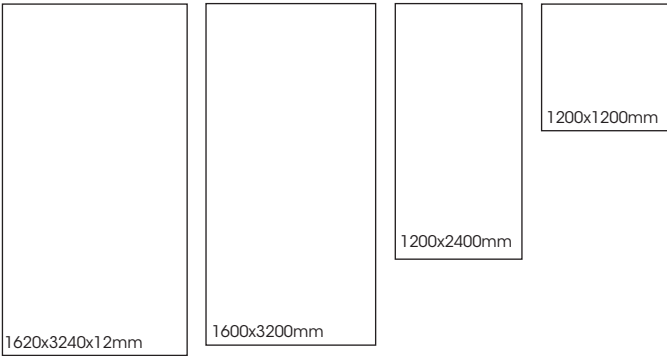
Grande Max

PRODUCT SPECIFICATIONS

SIZES	FINISHES	TILE EDGE
1600x3200x6mm	SATIN	RECTIFIED
1200x1200x6mm*	POLISH	RECTIFIED
1200x2400x6mm*	POLISH	RECTIFIED
1600x3200x6mm*	POLISH	RECTIFIED
1620x3240x12mm*	SATIN	-
1620x3240x12mm*	POLISH	-

* Indent item - Subject to stock availability overseas, please allow 10-12 weeks lead time from date of order confirmation. Minimum quantity may apply.

FORMATS



BRERA GREY

BRERA GREY SLAB VARIATION


1620x3240x12mm




1600x3200x6mm



1200x2400x6mm



1200x1200x6mm



Grande Max

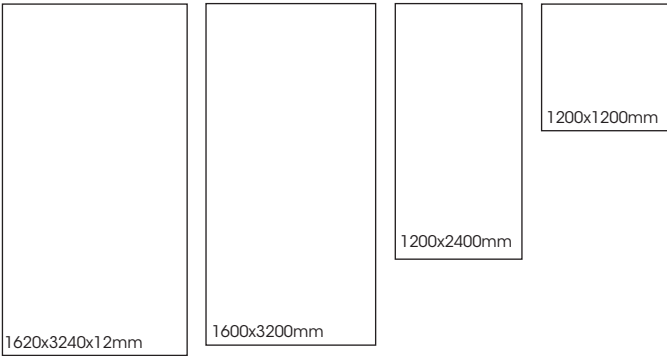
Grande Max

PRODUCT SPECIFICATIONS

SIZES	FINISHES	TILE EDGE
1200x1200x6mm*	MATT	RECTIFIED
1200x2400x6mm*	MATT	RECTIFIED
1600x3200x6mm*	MATT	RECTIFIED
1620x3240x12mm	MATT	-

* Indent item - Subject to stock availability overseas, please allow 10-12 weeks lead time from date of order confirmation. Minimum quantity may apply.

FORMATS



CEPPO DI GRE

Grande Max

CEPPO DI GRE SLAB VARIATION

1620x3240x12mm



1600x3200x6mm



1200x2400x6mm



1200x1200x6mm




Grande Max

PRODUCT SPECIFICATIONS

SIZES	FINISHES	TILE EDGE
1620x3240x12mm	MATT	-

* Indent item - Subject to stock availability overseas, please allow 10-12 weeks lead time from date of order confirmation. Minimum quantity may apply.

FORMATS



BASALTINA



Grande Max

PRODUCT SPECIFICATIONS

SIZES	FINISHES	TILE EDGE
1600x3200x6mm*	MATT	Rectified
1620x3240x12mm	MATT	-

* Indent item - Subject to stock availability overseas, please allow 10-12 weeks lead time from date of order confirmation. Minimum quantity may apply.


FORMATS



GRIS DU GENT

GRIS DU GENT VARIATION

1620x3240x12mm



1600x3200x6mm



Grande Max


Grande Max

PRODUCT SPECIFICATIONS

SIZES	FINISHES	TILE EDGE
1620x3240x12mm	MATT	-

* Indent item - Subject to stock availability overseas, please allow 10-12 weeks lead time from date of order confirmation. Minimum quantity may apply.

FORMATS



BLUESTONE




Grande Max

PRODUCT SPECIFICATIONS

SIZES	FINISHES	TILE EDGE
1600x3200x6mm*	MATT	RECTIFIED
1620x3240x12mm	MATT	-

* Indent item - Subject to stock availability overseas, please allow 10-12 weeks lead time from date of order confirmation. Minimum quantity may apply.

FORMATS



GRANITO BLACK

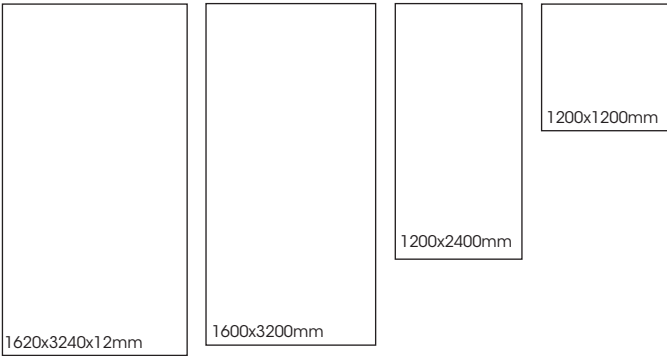
Grande Max

PRODUCT SPECIFICATIONS

SIZES	FINISHES	TILE EDGE
1200x1200x6mm*	MATT	RECTIFIED
1200x2400x6mm*	MATT	RECTIFIED
1600x3200x6mm*	MATT	RECTIFIED
1620x3240x12mm	MATT	-

* Indent item - Subject to stock availability overseas, please allow 10-12 weeks lead time from date of order confirmation. Minimum quantity may apply.

FORMATS




CONCRETE SMOKE

Grande Max

CONCRETE SMOKE SLAB VARIATION


1620x3240x12mm




1600x3200x6mm



1200x2400x6mm



1200x1200x6mm




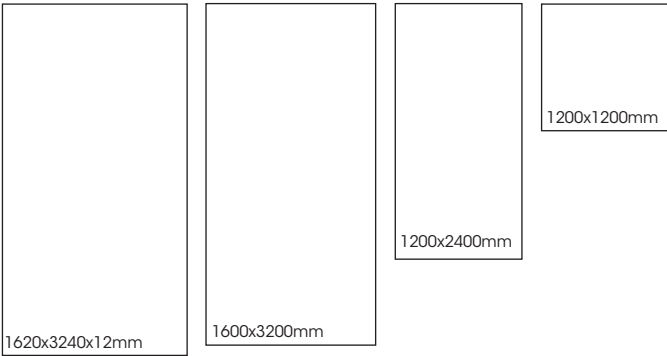
Grande Max

PRODUCT SPECIFICATIONS

SIZES	FINISHES	TILE EDGE
1200x1200x6mm*	MATT	RECTIFIED
1200x2400x6mm*	MATT	RECTIFIED
1600x3200x6mm*	MATT	RECTIFIED
1620x3240x12mm	MATT	-

* Indent item - Subject to stock availability overseas, please allow 10-12 weeks lead time from date of order confirmation. Minimum quantity may apply.

FORMATS



CONCRETE WHITE


Grande Max

CONCRETE WHITE SLAB VARIATION


1620x3240x12mm




1600x3200x6mm



1200x2400x6mm



1200x1200x6mm






Grande Max

PRODUCT SPECIFICATIONS

SIZES	FINISHES	TILE EDGE
1600x3200x6mm*	POLISH	RECTIFIED
1600x3200x6mm*	SATIN	RECTIFIED
1620x3240x12mm*	POLISH	-
1620x3240x12mm	SATIN	-

* Indent item - Subject to stock availability overseas, please allow 10-12 weeks lead time from date of order confirmation. Minimum quantity may apply.

FORMATS



SOLID WHITE



Grande Max

PRODUCT SPECIFICATIONS

SIZES	FINISHES	TILE EDGE
1620x3240x12mm	SATIN	-

* Indent item - Subject to stock availability overseas, please allow 10-12 weeks lead time from date of order confirmation. Minimum quantity may apply.

FORMATS



SOLID BLACK

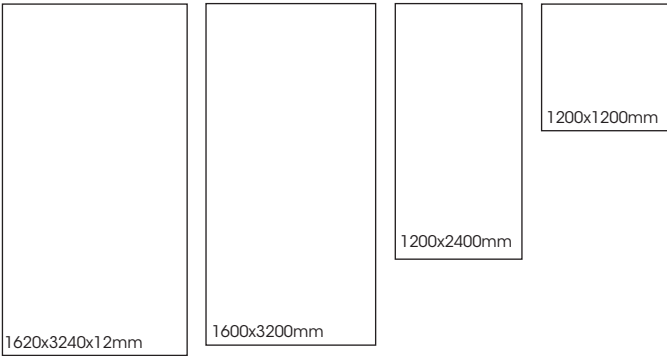
Grande Max

PRODUCT SPECIFICATIONS

SIZES	FINISHES	TILE EDGE
1200x1200x6mm*	MATT	RECTIFIED
1200x2400x6mm*	MATT	RECTIFIED
1600x3200x6mm*	MATT	RECTIFIED
1620x3240x12mm*	MATT	-

* Indent item - Subject to stock availability overseas, please allow 10-12 weeks lead time from date of order confirmation. Minimum quantity may apply.

FORMATS




METAL IRON DARK

METAL IRON DARK SLAB VARIATION

1620x3240x12mm




1600x3200x6mm



1200x2400x6mm



1200x1200x6mm



Grande Max

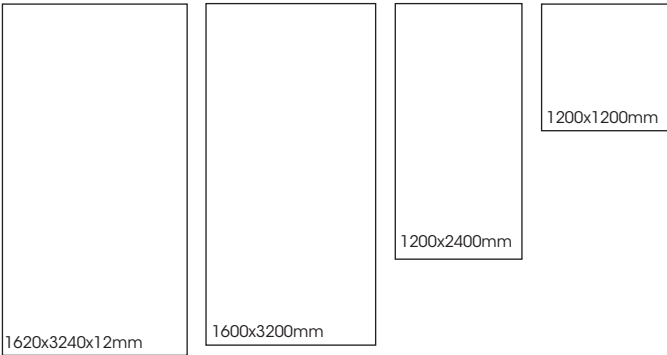
Grande Max

PRODUCT SPECIFICATIONS

SIZES	FINISHES	TILE EDGE
1200x1200x6mm*	MATT	RECTIFIED
1200x2400x6mm*	MATT	RECTIFIED
1600x3200x6mm*	MATT	RECTIFIED
1620x3240x12mm*	MATT	-

* Indent item - Subject to stock availability overseas, please allow 10-12 weeks lead time from date of order confirmation. Minimum quantity may apply.

FORMATS



METAL IRON LIGHT

METAL IRON LIGHT SLAB VARIATION

1620x3240x12mm



1600x3200x6mm



1200x2400x6mm



1200x1200x6mm












Grande Max

GRANDE MAX 12MM COMPARISON WITH OTHER MATERIALS

Grande Max

	GRANDE MAX	GRANDE MAX POLISH	QUARTZ	LAMINATE WOODS	SOLID SURFACES	NATURAL STONES	STEEL
HYGIENIC	●●●	●●●	●●●	●	●●●	●	●●●
NON POROUS	●●●	●●●	●●●	●	●●●	●	●●●
SUITABLE FOR USE OUTDOORS	●●●	●●●	●	●	●●	●●	●●
RESISTANT TO HIGH TEMPERATURES	●●●	●●●	●●	●	●	●●	●●●
RESISTANT TO STAINING	●●●	●●	●●	●●	●●	●	●●●
RESISTANT TO DETERGENTS	●●●	●●	●●	●●	●	●	●
RESISTANCE TO CHEMICALS	●●●	●●	●●	●	●●	●	●●
RESISTANCE TO THERMAL SHOCK	●●●	●●●	●●	●	●●	●●●	●●●
RESISTANCE TO FREEZING-DEFROSTING	●●●	●●●	●●●	●	●	●●	●●●
RESISTANT TO HUMIDITY	●●●	●●●	●●●	●	●●●	●	●●●
RESISTANCE TO UV RAYS	●●●	●●●	●●	●	●	●●	●●●
RESISTANT TO SCRATCHING AND ABRASION	●●●	●●	●●	●	●	●●	●
EASY TO CLEAN AND MAINTAIN	●●●	●●●	●●●	●●	●●	●	●

Grande Max

technical characteristics	test method	required values	result
 water absorption	ISO 10545-3	≤0.5%	≤0.5%
 modulus of rupture	ISO 10545-4	≥35	R≥35
 thermal shock resistance	ISO 10545-9	Pass	Pass
 breaking strength	ISO 10545-4	≥700	≥1300
 abrasion resistance	ISO 10545-7	Concrete Metal Solid Class H Marble Stone Satin Class G Marble Solid Lux Class F	Class H Class G Class F
 deep abrasion resistance	ISO 10545-6	120-150mm	≤175
 chemical resistance	ISO 10545-13	Pass	Pass
 stain resistance	ISO 10545-14	Class 5	Class 3
 resistance to frost	ISO 10545-12	Pass	Pass

Please note that all products must be fabricated using score & snap method and/or wet cutting in conjunction with AS/NZS 1716:2012, AS/NZS 1715:2009, AS/NZS 60335.2.69:2017* For more information please refer to: <https://www.safework.nsw.gov.au>

Variation is an inherent property of tiles and stone. Sizes are nominal and may include a joint.