

# Form



**PRODUCT TYPE:** Glazed Porcelain

**COLOURS:** Grey, Taupe and Black

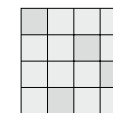
**SIZES:** 300x300mm, 300x600mm, 600x600mm  
and 800x800mm  
Rectified edges

**FINISHES/USAGE:** Matt/Floor and Wall  
Grip/Floor and Wall

**AESTHETIC QUALITIES:** Concrete-like tactile effect

**TECHNICAL DATA:** P3 Pendulum slip rating (Matt)  
P4 Pendulum slip rating (Grip)  
More technical data on the last page

**VARIATION:**



**V2**

Modern, concrete-like tactile look, FORM series is available in three colours in matt and grip finishes.

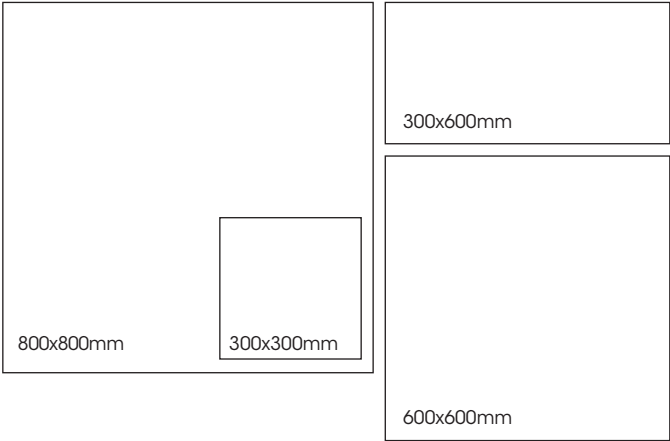
# Form

## PRODUCT SPECIFICATIONS

SIZES	FINISHES	TILE EDGE	SLIP RATINGS
300x300mm	MATT	RECTIFIED	P3 Pendulum
300x600mm	MATT	RECTIFIED	P3 Pendulum
600x600mm	MATT	RECTIFIED	P3 Pendulum
300x600mm	GRIP**	RECTIFIED	P4 Pendulum

\*\* AWT P4 Pendulum slip rating (500 cycles)


## FORMATS



GREY MATT



GREY GRIP



TAUPE MATT



TAUPE GRIP



BLACK MATT



BLACK GRIP



# Form



# Form











# Form



# Form

## TECHNICAL DATA

	technical characteristics Group B I a	test method	required values	value
	water absorption	iso 10545-30	≤ 0,5%	.21%
	bending strength	iso 10545-4	≥ 12MPA	≥ 33.5MPA
	breaking strength (S)	iso 10545-4	≥ 350 N	≥ 1785N
	abrasion resistace	iso 10545-7	Max. 175 mm³ PEI 1-5	Class 3
	chemical resistance	iso 10545-13	Household chemicals and swimming pool salts  Low concentration of acids and alkalis	GA  GLA
	stain resistance	iso 10545-14	Minimum Class 3	Class 5