

# Manhattan



**PRODUCT TYPE:** Glazed Porcelain

**COLOURS:** Gris and Ash

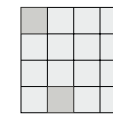
**SIZES:** 300x300mm, 300x600mm and  
600x600mm

**FINISHES/USAGE:** Matt and Grip/Wall and Floor

**AESTHETIC QUALITIES:** Concrete look

**TECHNICAL INFO:** P5 Pendulum slip rating (Grip)

**VARIATION:**



V2

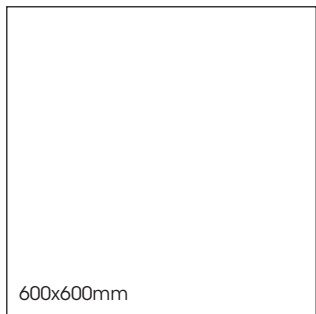


With the impact of concrete and all the benefits of porcelain, our Manhattan series is available in both Gris and Ash colours in three versatile sizes. Suitable for both wall and floor.

# Manhattan


## PRODUCT SPECIFICATIONS

SIZES	FINISHES	SLIP RATING	TILE EDGE
300x300mm	MATT	-	RECTIFIED
300x600mm	MATT	-	RECTIFIED
600x600mm	MATT	-	RECTIFIED
300x600mm	GRIP	P5 Pendulum	RECTIFIED

## FORMATS



GRIS MATT



GRIS GRIP



ASH MATT










ASH GRIP

# Manhattan



# Manhattan

## TECHNICAL DATA

	technical characteristics	test method	required values	result
	water absorption	ISO 10545-3	Average: $E \leq 0.5\%$	0.29% - pass
	modulus of rupture	ISO 10545-4	Minimum 35MPa	Average:36.6MPa - pass
	breaking strength	ISO 10545-4	Thickness $\geq 7.5\text{mm}$ , Not less than 1300N	1988N - pass
	crazing resistance	ISO 10545-11	required	fully resistant
	abrasion resistance	ISO 10545-7	stated class	Class 2
	chemical resistance	ISO 10545-13	test method available	GLA, GA
	stain resistance	ISO 10545-14	Min class 3	class 5