

# Stone Concave



**PRODUCT TYPE:** Natural stone wall tile

**COLOURS:** Carrara C, Artic White, Limpet, Super White, Laurel, Pearl Jade, Levanto and Marquina

**SIZES:** 320x900mm  
Rectified edges


**FINISHES/USAGE:** Honed / Wall only

**AESTHETIC QUALITIES:** 3D natural stone tiles

**TECHINICAL INFO:**

- Use adhesive suitable for moisture sensitive stone ie Mapei Keralastic T
- Use stone sensitive grout and silicones
- Seal before and after grouting

**VARIATION:**



V4

Designed in-house by Skheme, STONE CONCAVE is our latest 3D natural stone creation featuring eight different stone colours and a unique concave shape. Suitable for wall only.


# Stone Concave

## PRODUCT SPECIFICATIONS

SIZES	FINISHES	SLIP RATING	TILE EDGE
320x900mm*	HONED	-	RECTIFIED

\* Indent item - Subject to stock availability overseas, please allow 10-14 weeks lead time from date of order confirmation. Minimum quantity may apply.

## FORMATS



CARRARA C HONED



ARTIC WHITE HONED



LIMPET HONED



SUPER WHITE HONED



Variation is an inherent property of tiles and stone. Sizes are nominal and may include a joint.




# Stone Concave

## PRODUCT SPECIFICATIONS

SIZES	FINISHES	SLIP RATING	TILE EDGE
320x900mm*	HONED	-	RECTIFIED

\* Indent item - Subject to stock availability overseas, please allow 10-14 weeks lead time from date of order confirmation. Minimum quantity may apply.

## FORMATS



LAUREL HONED



PEARL JADE HONED



LEVANTO HONED




MARQUINA HONED



Variation is an inherent property of tiles and stone. Sizes are nominal and may include a joint.

# Stone Concave



Variation is an inherent property of tiles and stone. Sizes are nominal and may include a joint.



# Stone Concave





# Stone Concave



Variation is an inherent property of tiles and stone. Sizes are nominal and may include a joint.




# Stone Concave





# Stone Concave





# Stone Concave





# Stone Concave

