

Passage



PRODUCT TYPE: Glazed colour-bodied porcelain

COLOURS: Black

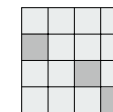
SIZES: 300x600x10mm, 600x600x10mm and
600x600x20mm
Rectified edges

FINISHES/USAGE: Textured/Floor

TECHNICAL INFO P5 Pendulum slip rating
More information on last page

AESTHETIC QUALITIES: Granite Inspired

VARIATION:



V3


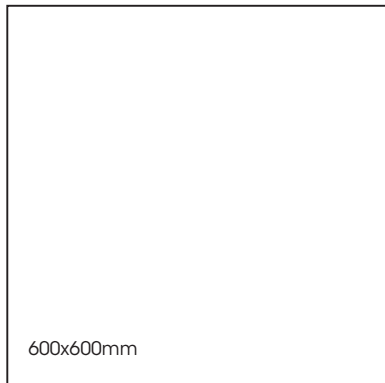
Inspired by the stone Granite, PASSAGE Series features the natural variation and texture that makes an ideal option for external projects. PASSAGE features a tile and paver option and two sizes.

Passage

PRODUCT SPECIFICATIONS

SIZES	FINISHES	SLIP RATING	TILE EDGE
300x600x10mm	TEXTURED	P5 Pendulum	RECTIFIED
600x600x10mm	TEXTURED	P5 Pendulum	RECTIFIED
600x600x20mm	TEXTURED PAVER	P5 Pendulum	RECTIFIED

FORMATS









BLACK



TEXTURED

TECHNICAL DATA 20MM PAVER

	technical characteristics	technical requirement	result
	water absorbtion	average $\leq 0.5\%$	0.1%
	modulus of rupture	average $\geq 35\text{MPA}$	36MPA
	length and width	$\pm 0.06\%$ maximum $\pm 2.0\text{mm}$	$+0.02\% \sim +0.05\%$ maximum $+0.3\text{mm}$
	breaking strength	$\geq 1300\text{N}$	8696N
	crazing resistance	no glaze crack after test	pass
	chemical resistance staining resistance	minimum GB minimum class 3	GA pass