

# Contour



**PRODUCT TYPE:** Glazed colour bodied porcelain

**COLOURS:** White, Grey and Charcoal


**SIZES:** 300x300mm, 300x600mm  
600x600mm and 75x600mm  
Rectified edges

**FINISHES/USAGE:** Textured/Wall and Floor

**AESTHETIC QUALITIES:** Slate-like

**TECHNICAL INFO:** P4 Pendulum slip rating (Textured)  
More technical data on the last page

**VARIATION:**



**V2**


The subtle slate-like texture and porcelain physical characteristics makes for an aesthetically pleasing series suitable in both floor and wall applications. The appearance of CONTOUR is complimented by the range of sizing and the P4 Pendulum slip rating, providing a versatile series.

# Contour

## PRODUCT SPECIFICATIONS

SIZES	FINISHES	SLIP RATING	TILE EDGE
300x300mm	TEXTURED	P4 Pendulum	RECTIFIED
300x600mm	TEXTURED	P4 Pendulum	RECTIFIED
600X600mm	TEXTURED	P4 Pendulum	RECTIFIED
75x600mm	TEXTURED	P4 Pendulum	RECTIFIED

## FORMATS



WHITE TEXTURED



GREY TEXTURED









CHARCOAL TEXTURED

# Contour



## TECHNICAL DATA

	technical characteristics	test method	standard	test result
	water absorption	iso 10545-3	average E $\leq$ 0.5% individual maximum 0.06%	average: 0.15% individual maximum: 0.16%
	resistance to deep abrasion	iso 10545-6	report abrasion class and cycles passed	class 3
	breaking strength (S)	iso 10545-4	35MPa	pass
	thermal shock resistance	iso 10545-9	test method available	pass
	resistance to household chemicals	iso 10545-13	minimum GB	pass
	stain resistance	iso 10545-14	minimum class 3	pass