

Grande Max



Made in Italy, GRANDE MAX features the classical elegance of numerous types of marble, stone, metal and concrete translated into stoneware with satin and polished surfaces. GRANDE MAX is available in 6mm and 12mm thickness. The 6mm is ideal for both horizontal and vertical flat surfaces including facades for both indoor and outdoor and the 12mm ideal for bench tops, cladding and furniture.

PRODUCT TYPE: 6mm and 12mm porcelain slabs

MARBLE LIGHT: Golden White, Calacatta Extra, Statuario Altissimo and Capraia

MARBLE DARK: Elegant Black, Imperiale, Pulpis and St Laurent

STONE: Brera Grey, Ceppo Di Gre, Basaltina Bluestone, Gris Du Gent and Granito Black

CONCRETE: Concrete Smoke and Concrete White

SOLID: Solid White and Solid Black,

METAL: Metal Iron Dark and Metal Iron Light

SIZES: 1200x1200x6mm, 1200x2400x6mm, 1200x2780x6mm, 1600x3200x6mm and 1620x3240x12mm Rectified

FINISHES/USAGE: Satin, Polish, Matt, Extra Polish and Extra Satin/Wall and Floor

AESTHETIC QUALITIES: Stone and Marble look porcelain slabs

ORIGIN: Italy

TECHNICAL DATA: More technical data on the last page

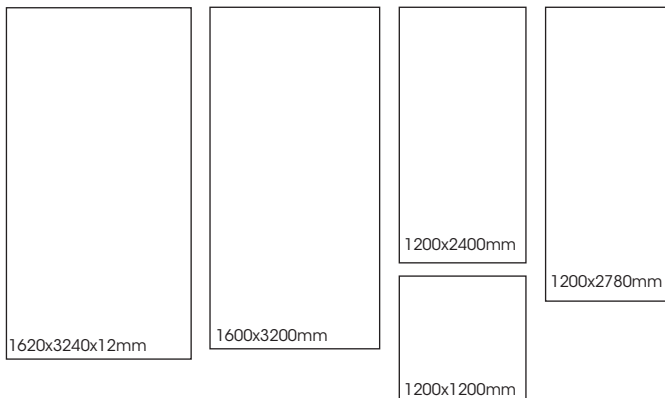
Grande Max

PRODUCT SPECIFICATIONS

SIZES	FINISHES	TILE EDGE
1200x1200x6mm*	SATIN	RECTIFIED
1200x2400x6mm*	SATIN	RECTIFIED
1200x2780x6mm*	SATIN	RECTIFIED
1600x3200x6mm	SATIN	RECTIFIED
1200x1200x6mm*	POLISH	RECTIFIED
1200x2400x6mm*	POLISH	RECTIFIED
1200x2780x6mm*	POLISH	RECTIFIED
1600x3200x6mm	POLISH	RECTIFIED
1620x3240x12mm	SATIN	-
1620x3240x12mm*	POLISH	-

* Indent item - Subject to stock availability overseas, please allow 10-12 weeks lead time from date of order confirmation. Minimum quantity may apply.

FORMATS



GOLDEN WHITE

Grande Max

GOLDEN WHITE SLAB VARIATION

1620x3240x12mm




1600x3200x6mm



1200x2400x6mm



1200x1200x6mm



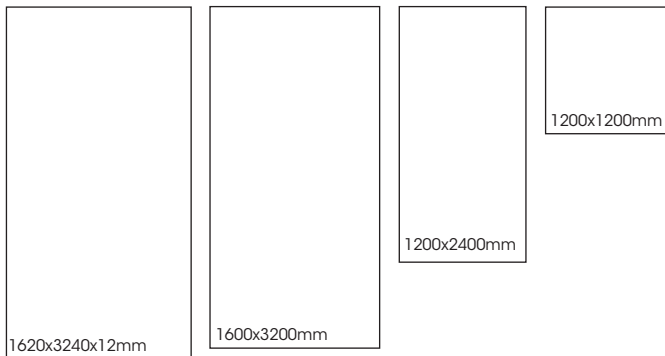
Grande Max

PRODUCT SPECIFICATIONS

SIZES	FINISHES	TILE EDGE
1200x1200x6mm*	SATIN	RECTIFIED
1200x2400x6mm*	SATIN	RECTIFIED
1600x3200x6mm	SATIN	RECTIFIED
1200x1200x6mm*	POLISH	RECTIFIED
1200x2400x6mm*	POLISH	RECTIFIED
1600x3200x6mm*	POLISH	RECTIFIED
1620x3240x12mm	EXTRA SATIN	-
1620x3240x12mm	EXTRA POLISH	-

* Indent item - Subject to stock availability overseas, please allow 10-12 weeks lead time from date of order confirmation. Minimum quantity may apply.

FORMATS



CALACATTA EXTRA

Grande Max

CALACATTA EXTRA SLAB VARIATION

1620x3240x12mm



1600x3200x6mm



1200x2400x6mm



1200x1200x6mm



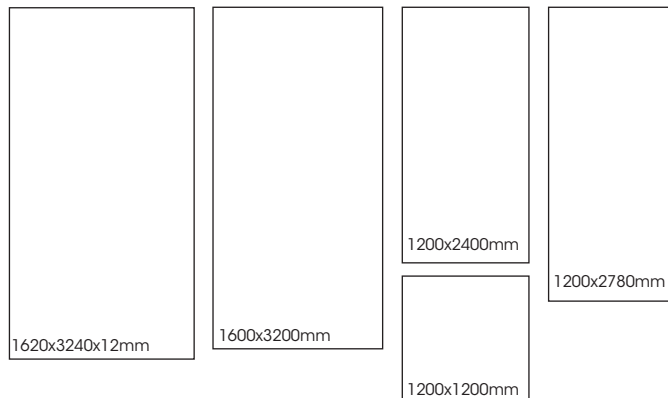
Grande Max

PRODUCT SPECIFICATIONS

SIZES	FINISHES	TILE EDGE
1200x1200x6mm*	SATIN	RECTIFIED
1200x2400x6mm*	SATIN	RECTIFIED
1200x2780x6mm*	SATIN	RECTIFIED
1600x3200x6mm	SATIN	RECTIFIED
1200x1200x6mm*	POLISH	RECTIFIED
1200x2400x6mm*	POLISH	RECTIFIED
1200x2780x6mm*	POLISH	RECTIFIED
1600x3200x6mm	POLISH	RECTIFIED
1620x3240x12mm	SATIN	-
1620x3240x12mm	POLISH	-

* Indent item - Subject to stock availability overseas, please allow 10-12 weeks lead time from date of order confirmation. Minimum quantity may apply.

FORMATS




STATUARIO

Grande Max

STATUARIO SLAB VARIATION


1620x3240x12mm




1600x3200x6mm



1200x2400x6mm




1200x1200x6mm



Grande Max

STATUARIO BOOKMATCH SLAB VARIATION

1600x3200x6mm



1200x2400x6mm



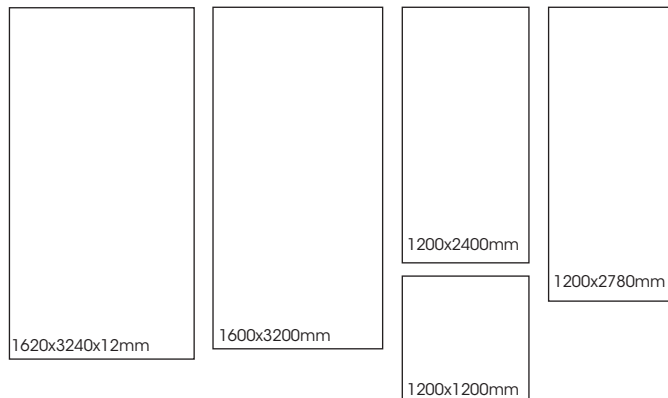
Grande Max

PRODUCT SPECIFICATIONS

SIZES	FINISHES	TILE EDGE
1200x1200x6mm*	SATIN	RECTIFIED
1200x2400x6mm*	SATIN	RECTIFIED
1200x2780x6mm*	SATIN	RECTIFIED
1600x3200x6mm	SATIN	RECTIFIED
1200x1200x6mm*	POLISH	RECTIFIED
1200x2400x6mm*	POLISH	RECTIFIED
1200x2780x6mm*	POLISH	RECTIFIED
1600x3200x6mm	POLISH	RECTIFIED
1620x3240x12mm	SATIN	-
1620x3240x12mm	POLISH	-

* Indent item - Subject to stock availability overseas, please allow 10-12 weeks lead time from date of order confirmation. Minimum quantity may apply.

FORMATS




ALTISSIMO

Grande Max

ALTISSIMO SLAB VARIATION

1620x3240x12mm



1600x3200x6mm



1200x2400x6mm



1200x1200x6mm




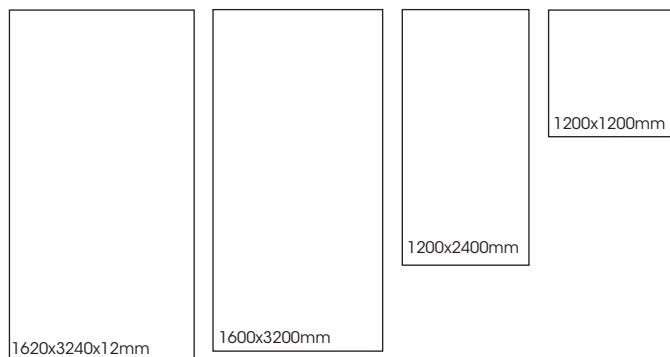
Grande Max

PRODUCT SPECIFICATIONS

SIZES	FINISHES	TILE EDGE
1200x1200x6mm*	SATIN	RECTIFIED
1200x2400x6mm*	SATIN	RECTIFIED
1200x1200x6mm*	POLISH	RECTIFIED
1200x2400x6mm*	POLISH	RECTIFIED
1600x3200x6mm*	POLISH	RECTIFIED
1620x3240x12mm	POLISH	-

* Indent item - Subject to stock availability overseas, please allow 10-12 weeks lead time from date of order confirmation. Minimum quantity may apply.

FORMATS



CAPRAIA


Grande Max

CAPRAIA SLAB VARIATION

1620x3240x12mm




1600x3200x6mm



1200x2400x6mm



1200x1200x6mm



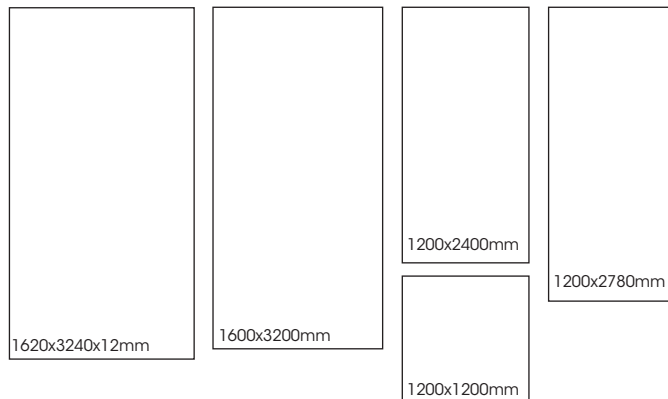
Grande Max

PRODUCT SPECIFICATIONS

SIZES	FINISHES	TILE EDGE
1200x1200x6mm*	SATIN	RECTIFIED
1200x2400x6mm*	SATIN	RECTIFIED
1200x2780x6mm*	SATIN	RECTIFIED
1600x3200x6mm	SATIN	RECTIFIED
1200x1200x6mm*	POLISH	RECTIFIED
1200x2400x6mm*	POLISH	RECTIFIED
1200x2780x6mm*	POLISH	RECTIFIED
1600x3200x6mm	POLISH	RECTIFIED
1620x3240x12mm	SATIN	-
1620x3240x12mm*	POLISH	-

* Indent item - Subject to stock availability overseas, please allow 10-12 weeks lead time from date of order confirmation. Minimum quantity may apply.

FORMATS



ELEGANT BLACK

Grande Max

ELEGANT BLACK SLAB VARIATION


1620x3240x12mm




1600x3200x6mm



1200x2400x6mm



1200x1200x6mm



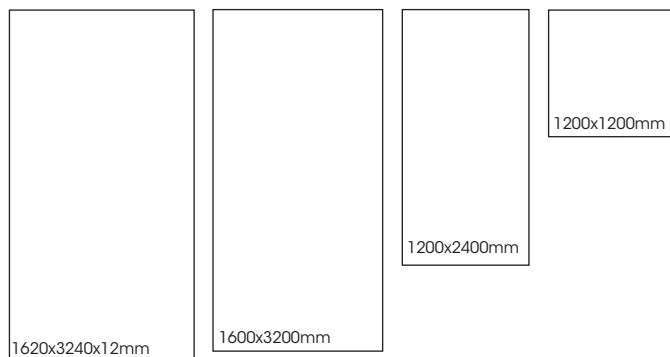
Grande Max

PRODUCT SPECIFICATIONS

SIZES	FINISHES	TILE EDGE
1200x1200x6mm*	SATIN	RECTIFIED
1200x2400x6mm*	SATIN	RECTIFIED
1200x1200x6mm*	POLISH	RECTIFIED
1200x2400x6mm*	POLISH	RECTIFIED
1600x3200x6mm*	POLISH	RECTIFIED
1620x3240x12mm	SATIN	-
1620x3240x12mm*	POLISH	-

* Indent item - Subject to stock availability overseas, please allow 10-12 weeks lead time from date of order confirmation. Minimum quantity may apply.

FORMATS



IMPERIALE


Grande Max

IMPERIALE SLAB VARIATION


1620x3240x12mm



1600x3200x6mm



1200x2400x6mm



1200x1200x6mm



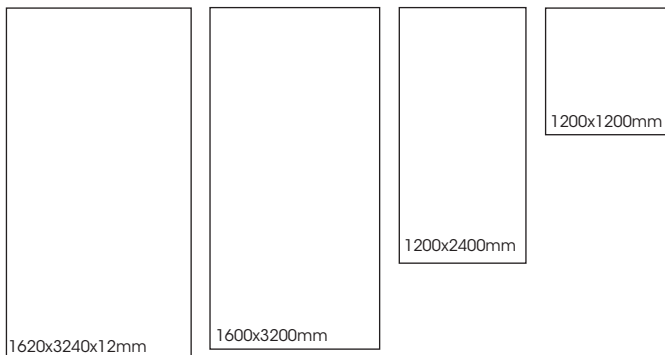
Grande Max

PRODUCT SPECIFICATIONS

SIZES	FINISHES	TILE EDGE
1200x1200x6mm*	SATIN	RECTIFIED
1200x2400x6mm*	SATIN	RECTIFIED
1200x1200x6mm*	POLISH	RECTIFIED
1200x2400x6mm*	POLISH	RECTIFIED
1600x3200x6mm*	POLISH	RECTIFIED
1620x3240x12mm*	SATIN	-
1620x3240x12mm*	POLISH	-

* Indent item - Subject to stock availability overseas, please allow 10-12 weeks lead time from date of order confirmation. Minimum quantity may apply.

FORMATS



PULPIS


Grande Max

PULPIS SLAB VARIATION


1620x3240x12mm




1600x3200x6mm



1200x2400x6mm



1200x1200x6mm



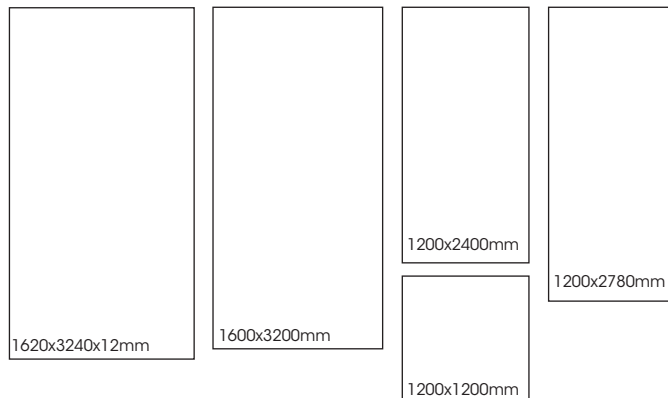
Grande Max

PRODUCT SPECIFICATIONS

SIZES	FINISHES	TILE EDGE
1200x1200x6mm*	SATIN	RECTIFIED
1200x2400x6mm*	SATIN	RECTIFIED
1200x2780x6mm*	SATIN	RECTIFIED
1600x3200x6mm*	SATIN	RECTIFIED
1200x1200x6mm*	POLISH	RECTIFIED
1200x2400x6mm*	POLISH	RECTIFIED
1200x2780x6mm*	POLISH	RECTIFIED
1600x3200x6mm*	POLISH	RECTIFIED
1620x3240x12mm*	SATIN	-
1620x3240x12mm*	POLISH	-

* Indent item - Subject to stock availability overseas, please allow 10-12 weeks lead time from date of order confirmation. Minimum quantity may apply.

FORMATS




ST LAURENT


Grande Max

ST LAURENT SLAB VARIATION

1620x3240x12mm




1600x3200x6mm



1200x2400x6mm



1200x1200x6mm




Grande Max

PRODUCT SPECIFICATIONS

SIZES	FINISHES	TILE EDGE
1600x3200x6mm*	MATT	Rectified
1620x3240x12mm	MATT	-

* Indent item - Subject to stock availability overseas, please allow 10-12 weeks lead time from date of order confirmation. Minimum quantity may apply.

FORMATS




GRIS DU GENT


Grande Max

GRIS DU GENT VARIATION

1620x3240x12mm



1600x3200x6mm





Grande Max

PRODUCT SPECIFICATIONS

SIZES	FINISHES	TILE EDGE
1600x3200x6mm*	MATT	Rectified
1620x3240x12mm	MATT	-

* Indent item - Subject to stock availability overseas, please allow 10-12 weeks lead time from date of order confirmation. Minimum quantity may apply.

FORMATS



GRANITO BLACK

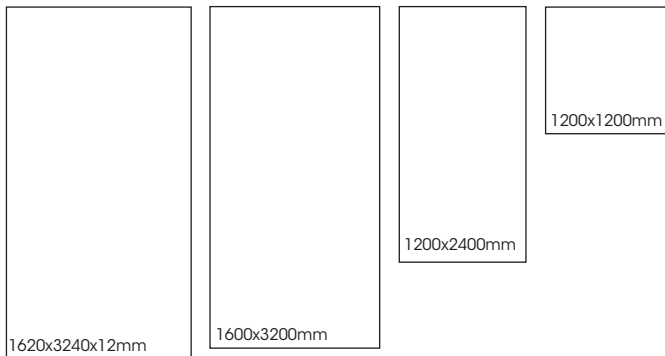
Grande Max

PRODUCT SPECIFICATIONS

SIZES	FINISHES	TILE EDGE
1200x1200x6mm*	SATIN	RECTIFIED
1200x2400x6mm*	SATIN	RECTIFIED
1600x3200x6mm	SATIN	RECTIFIED
1200x1200x6mm*	POLISH	RECTIFIED
1200x2400x6mm*	POLISH	RECTIFIED
1600x3200x6mm*	POLISH	RECTIFIED
1620x3240x12mm*	SATIN	-
1620x3240x12mm*	POLISH	-

* Indent item - Subject to stock availability overseas, please allow 10-12 weeks lead time from date of order confirmation. Minimum quantity may apply.

FORMATS



BRERA GREY


Grande Max

BRERA GREY SLAB VARIATION

1620x3240x12mm




1600x3200x6mm



1200x2400x6mm



1200x1200x6mm



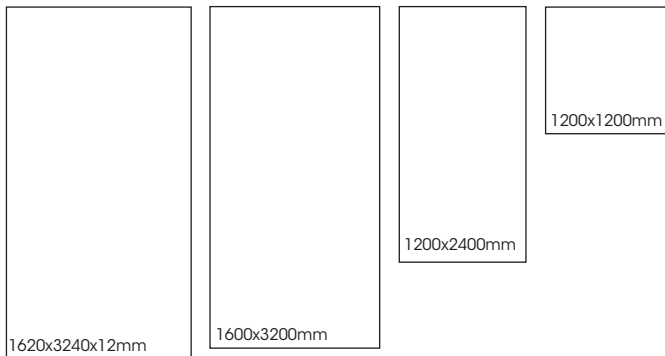
Grande Max

PRODUCT SPECIFICATIONS

SIZES	FINISHES	TILE EDGE
1200x1200x6mm*	MATT	RECTIFIED
1200x2400x6mm*	MATT	RECTIFIED
1600x3200x6mm*	MATT	RECTIFIED
1620x3240x12mm	MATT	-

* Indent item - Subject to stock availability overseas, please allow 10-12 weeks lead time from date of order confirmation. Minimum quantity may apply.

FORMATS



CEPPO DI GRE

Grande Max

CEPPO DI GRE SLAB VARIATION

1620x3240x12mm




1600x3200x6mm



1200x2400x6mm



1200x1200x6mm




Grande Max

PRODUCT SPECIFICATIONS

SIZES	FINISHES	TILE EDGE
1620x3240x12mm	MATT	-

* Indent item - Subject to stock availability overseas, please allow 10-12 weeks lead time from date of order confirmation. Minimum quantity may apply.

FORMATS



BASALTINA


Grande Max

PRODUCT SPECIFICATIONS

SIZES	FINISHES	TILE EDGE
1620x3240x12mm	MATT	-

* Indent item - Subject to stock availability overseas, please allow 10-12 weeks lead time from date of order confirmation. Minimum quantity may apply.

FORMATS



BLUESTONE

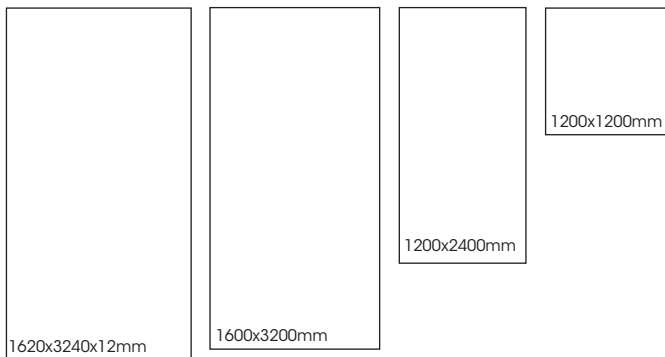
Grande Max

PRODUCT SPECIFICATIONS

SIZES	FINISHES	TILE EDGE
1200x1200x6mm*	MATT	RECTIFIED
1200x2400x6mm*	MATT	RECTIFIED
1600x3200x6mm*	MATT	RECTIFIED
1620x3240x12mm	MATT	-

* Indent item - Subject to stock availability overseas, please allow 10-12 weeks lead time from date of order confirmation. Minimum quantity may apply.

FORMATS



CONCRETE SMOKE


Grande Max

CONCRETE SMOKE SLAB VARIATION

1620x3240x12mm




1600x3200x6mm



1200x2400x6mm



1200x1200x6mm




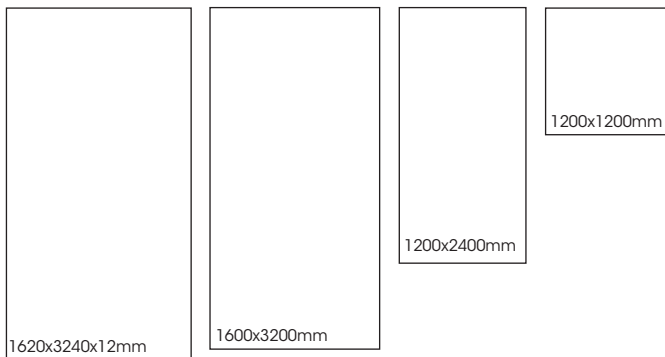
Grande Max

PRODUCT SPECIFICATIONS

SIZES	FINISHES	TILE EDGE
1200x1200x6mm*	MATT	RECTIFIED
1200x2400x6mm*	MATT	RECTIFIED
1600x3200x6mm*	MATT	RECTIFIED
1620x3240x12mm	MATT	-

* Indent item - Subject to stock availability overseas, please allow 10-12 weeks lead time from date of order confirmation. Minimum quantity may apply.

FORMATS



CONCRETE WHITE


Grande Max

CONCRETE WHITE SLAB VARIATION


1620x3240x12mm




1600x3200x6mm



1200x2400x6mm



1200x1200x6mm




Grande Max

PRODUCT SPECIFICATIONS

SIZES	FINISHES	TILE EDGE
1600x3200x6mm*	POLISH	RECTIFIED
1600x3200x6mm*	SATIN	RECTIFIED
1620x3240x12mm*	POLISH	-
1620x3240x12mm	SATIN	-

* Indent item - Subject to stock availability overseas, please allow 10-12 weeks lead time from date of order confirmation. Minimum quantity may apply.

FORMATS



SOLID WHITE


Grande Max

PRODUCT SPECIFICATIONS

SIZES	FINISHES	TILE EDGE
1620x3240x12mm	SATIN	-

* Indent item - Subject to stock availability overseas, please allow 10-12 weeks lead time from date of order confirmation. Minimum quantity may apply.

FORMATS



SOLID BLACK

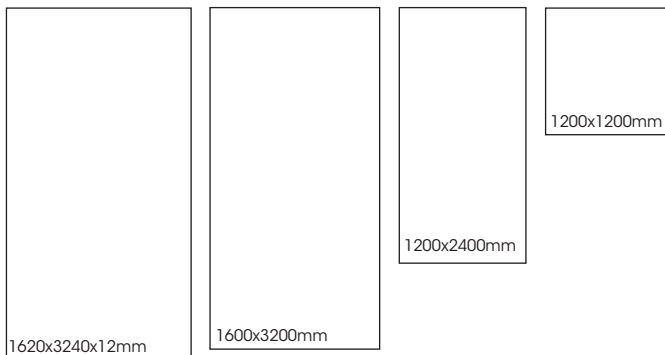
Grande Max

PRODUCT SPECIFICATIONS

SIZES	FINISHES	TILE EDGE
1200x1200x6mm*	MATT	RECTIFIED
1200x2400x6mm*	MATT	RECTIFIED
1600x3200x6mm*	MATT	RECTIFIED
1620x3240x12mm*	MATT	-

* Indent item - Subject to stock availability overseas, please allow 10-12 weeks lead time from date of order confirmation. Minimum quantity may apply.


FORMATS



METAL IRON DARK

METAL IRON DARK SLAB VARIATION

1620x3240x12mm




1600x3200x6mm



1200x2400x6mm



1200x1200x6mm



Grande Max

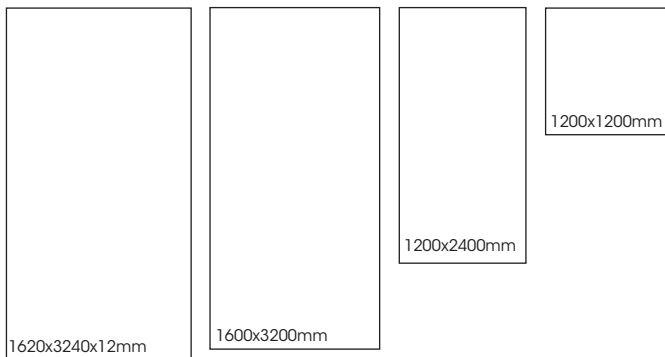
Grande Max

PRODUCT SPECIFICATIONS

SIZES	FINISHES	TILE EDGE
1200x1200x6mm*	MATT	RECTIFIED
1200x2400x6mm*	MATT	RECTIFIED
1600x3200x6mm*	MATT	RECTIFIED
1620x3240x12mm*	MATT	-

* Indent item - Subject to stock availability overseas, please allow 10-12 weeks lead time from date of order confirmation. Minimum quantity may apply.

FORMATS



METAL IRON LIGHT

METAL IRON LIGHT SLAB VARIATION

1620x3240x12mm




1600x3200x6mm



1200x2400x6mm



1200x1200x6mm












Grande Max

GRANDE MAX 12MM COMPARISON WITH OTHER MATERIALS

Grande Max

	GRANDE MAX	GRANDE MAX POLISH	QUARTZ	LAMINATE WOODS	SOLID SURFACES	NATURAL STONES	STEEL
HYGIENIC	●●●	●●●	●●●	●	●●●	●	●●●
NON POROUS	●●●	●●●	●●●	●	●●●	●	●●●
SUITABLE FOR USE OUTDOORS	●●●	●●●	●	●	●●	●●	●●
RESISTANT TO HIGH TEMPERATURES	●●●	●●●	●●	●	●	●●	●●●
RESISTANT TO STAINING	●●●	●●	●●	●●	●●	●	●●●
RESISTANT TO DETERGENTS	●●●	●●	●●	●●	●	●	●
RESISTANCE TO CHEMICALS	●●●	●●	●●	●	●●	●	●●
RESISTANCE TO THERMAL SHOCK	●●●	●●●	●●	●	●●	●●●	●●●
RESISTANCE TO FREEZING-DEFROSTING	●●●	●●●	●●●	●	●	●●	●●●
RESISTANT TO HUMIDITY	●●●	●●●	●●●	●	●●●	●	●●●
RESISTANCE TO UV RAYS	●●●	●●●	●●	●	●	●●	●●●
RESISTANT TO SCRATCHING AND ABRASION	●●●	●●	●●	●	●	●●	●
EASY TO CLEAN AND MAINTAIN	●●●	●●●	●●●	●●	●●	●	●

Grande Max

	technical characteristics	test method	required values	result
	water absorption	ISO 10545-3	≤0.5%	≤0.5%
	modulus of rupture	ISO 10545-4	≥35	R≥35
	thermal shock resistance	ISO 10545-9	Pass	Pass
	breaking strength	ISO 10545-4	≥700	≥1300
	abrasion resistance	ISO 10545-7	Concrete Metal Solid Class H Marble Stone Satin Class G Marble Solid Lux Class F	Class H Class G Class F
	deep abrasion resistance	ISO 10545-6	120-150mm	≤175
	chemical resistance	ISO 10545-13	Pass	Pass
	stain resistance	ISO 10545-14	Class 5	Class 3
	resistance to frost	ISO 10545-12	Pass	Pass