

# Daintree



**PRODUCT TYPE:** Glazed Porcelain

**COLOURS:** Pearl, Natural, Warm Grey and Antracite

**SIZES:** 200x1200mm


**FINISHES/USAGE:** Rectified edges

**AESTHETIC QUALITIES:** Matt/Wall & floor

The digital system guarantees realistic, authentic colouring, with variations in texture and patterning.

**TECHNICAL INFO:** Matt - P3 Pendulum Slip rating

**VARIATION:**



V1

DAINTREE is produced using hi-definition inkjet technology with a slightly textured finish and wood graining to recreate a natural timber look tile.

# Daintree

## PRODUCT SPECIFICATIONS

SIZES	FINISHES	TILE EDGE	SLIP RATING
200x1200mm	MATT	RECTIFIED	P3 Pendulum


Brick bond laying pattern where the grout joint is in the middle of the adjacent tile is not suggested as it highlights potential flatness irregularities. Due to surface flatness tolerance in most large size tiles (including timber look tiles), it is suggested to offset the tiles with no more than 30% of the tile length. Eg. 1200mm long, should be laid with an offset no larger than 300mm.

## FORMATS

200x1200mm




PEARL MATT



NATURAL MATT



WARM GREY MATT



ANTRACITE MATT

# Daintree



# Daintree



# Daintree

