

Weave



PRODUCT TYPE: Glazed Porcelain Mosaic

COLOURS: Black and White

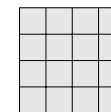
SIZES: 310x273mm (Sheet size)
Non-Rectified edges

FINISHES/USAGE: Matt (Wall and Floor, soft shoe only)
Gloss (Wall only)

AESTHETIC QUALITIES: Glazed ceramic porcelain in a herringbone pattern

TECHNICAL DATA: See last page

VARIATION:



V1

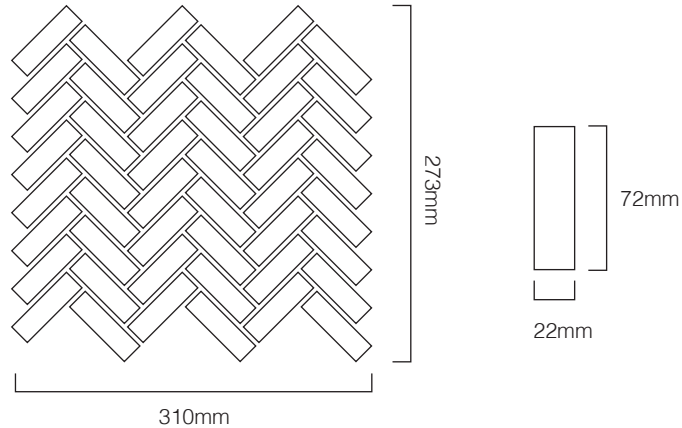
The WEAVE series is a glazed porcelain mosaic in a classic herringbone pattern. Perfect for bathrooms and kitchens, it is available in black and white, in gloss and matt finishes.

Weave

PRODUCT SPECIFICATIONS

SIZES	FINISHES	TILE EDGE
310x273mm	GLOSS	NON-RECTIFIED
310x273mm	MATT	NON-RECTIFIED


FORMATS



SHEET SIZE: 310x273mm
INDIVIDUAL MOSAIC SIZE: 22x72mm



WHITE MATT



WHITE GLOSS



BLACK MATT








BLACK GLOSS

Weave



TECHNICAL DATA

	test	result
	water absorption	Less than 0.5%
	free, thaw cycle	passed
	thermal shock resistance	passed
	break strength	≥700N
	modulus of rupture	≥35N/mm ²