

Slimtech Artesia



PRODUCT TYPE: 5.5mm fibreglass reinforced lightweight colour bodied porcelain

COLOURS: Pearl, Argent, Ash and Black

PORCELAIN SLAB SIZES 500x1000x5.5mm, 1000x1000x5.5mm and 1000x3000x5.5mm

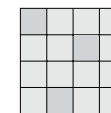
SLAB FINISHES/USAGE: Natural/Wall and Floor

AESTHETIC QUALITIES: Slate look, soft texture

TECHNICAL DATA: P3 Pendulum Slip rating (Natural)
More technical data on the last page.

ORIGIN: Italy

VARIATION:










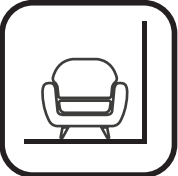



V3

Imported from Italy, SLIMTECH ARTESIA realistically and physically represents slate, an ancient and natural stone. Beautifully textured with all the irregularities and variations in colour, SLIMTECH ARTESIA is available in four classical colours and three large format sizes.

Slimtech Artesia

TECHNICAL QUALITIES

Slim porcelain slabs allowing endless custom design opportunities such as joinery cladding, internal and external facades.

			
Resistant to stain/ chemical agents	Slab only 5.5mm thick	Record dimensions, up to 1200x2400mm	
			
New eco-friendly technology		To easily renovate floors and walls	
			
in door floors/walls	glued and ventilated exterior facades	bathroom/kitchen shelves	interior furnishings



Slimtech Artesia


PRODUCT SPECIFICATIONS

PORCELAIN SLABS

SIZES	FINISHES	SLIP RATING	TILE EDGE
1000x3000mmx5.5mm	NATURAL	P3 Pendulum	RECTIFIED
1000x1000mmx5.5mm*	NATURAL	P3 Pendulum	RECTIFIED
500x1000x5.5mm*	NATURAL	P3 Pendulum	RECTIFIED

* Indent item - Subject to stock availability overseas, please allow 10-12 weeks lead time from date of order confirmation. Minimum quantity may apply.

FORMATS




PEARL NATURAL



ARGENT NATURAL




ASH NATURAL



BLACK NATURAL

Slimtech Artesia



Slimtech Artesia



Slimtech Artesia

LARGE FORMAT | STRENGTH | DURABILITY | EASY MAINTENANCE | LIGHT WEIGHT | RENOVATIONS MADE EASY

Laminated porcelain stoneware with a fiberglass backing allows for tension to be spread evenly, thus making this extremely strong for a thin porcelain slab.

Large formats (up to 1000x3000mm) allow for fewer grout joints, which offers the visual advantage of making spaces look larger.

Lightweight format means Slimtech's application is versatile: splash backs, walls, bench tops, joinery and facades.

Latest technology in porcelain stoneware creates a surface flatness second to none.

Slabs are only 5.5mm thick making them easy to cut, drill and install.

Easy to renovate over existing wall and floors tiles (surface/substrate must be flat) saving on demolition and labour costs.

Resistant to stains and chemical agents making it easy to clean and maintain. No sealing required.

Slimtech is eco friendly - uses less materials, environmentally friendly kilns and there is more square metres per shipment .






5.5mm thickness is 11.5kgs per square metre.

POLISHED FINISH SUITABLE FOR WALL COVERINGS AND FLOORS IN RESIDENTIAL APPLICATIONS. SATIN FINISH SUITABLE FOR WALL COVERINGS AND FLOORS IN BOTH RESIDENTIAL AND LIGHT COMMERCIAL APPLICATIONS.

For more technical information about installation, cleaning and care, please download the SLIMTECH MANUAL PDF on our website.

Slimtech Artesia

TECHNICAL DATA

	technical characteristics	test method	required values	value
	water absorption	iso 10545-30	≤ 0.5%	0.01%
	modulus of rupture	iso 10545-4	≥ 35 N/mm ²	50 N/mm ²
	abrasion resistance	iso 10545-6	≤ 175 mm ³	Conforms
	chemical resistance	iso 10545-13	As indicated by manufacturer	Resistant
	stain resistance	iso 10545-14	As indicated by manufacturer	Resistant