

# Passage



**PRODUCT TYPE:** Glazed colour-bodied porcelain

**COLOURS:** Black

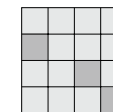
**SIZES:** 300x600x10mm, 600x600x10mm and  
600x600x20mm  
Rectified edges

**FINISHES/USAGE:** Textured/Floor

**TECHNICAL INFO** P5 Pendulum slip rating  
More information on last page

**AESTHETIC QUALITIES:** Granite Inspired

**VARIATION:**



V3


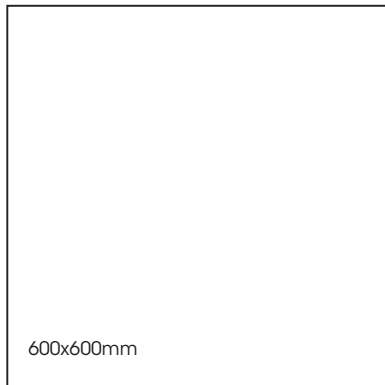
Inspired by the stone Granite, PASSAGE Series features the natural variation and texture that makes an ideal option for external projects. PASSAGE features a tile and paver option and two sizes.

# Passage

## PRODUCT SPECIFICATIONS

SIZES	FINISHES	SLIP RATING	TILE EDGE
300x600x10mm	TEXTURED	P5 Pendulum	RECTIFIED
600x600x10mm	TEXTURED	P5 Pendulum	RECTIFIED
600x600x20mm	TEXTURED PAVER	P5 Pendulum	RECTIFIED

## FORMATS









## BLACK



TEXTURED

## TECHNICAL DATA 20MM PAVER

	technical characteristics	technical requirement	result
	water absorption	average $\leq 0.5$	0.1
	modulus of rupture	average $\geq 35$	36
	length and width	$\pm 0.06\%$ maximum $\pm 2.0\text{mm}$	$+0.02\% \sim +0.05\%$ maximum $+0.3\text{mm}$
	breaking strength	$\geq 1300$	8696
	crazing resistance	no glaze crack after test	pass
	chemical resistance staining resistance	minimum GB minimum class 3	GA pass