

Contour



PRODUCT TYPE: Glazed colour bodied porcelain

COLOURS: White, Taupe, Grey and Charcoal


SIZES: 300x300mm, 300x600mm
600x600mm and 75x600mm
Rectified edges

FINISHES/USAGE: Textured/Wall and Floor

AESTHETIC QUALITIES: Slate-like

TECHNICAL INFO: P4 Pendulum slip rating (Textured)
More technical data on the last page

VARIATION:



V2



The subtle slate-like texture and porcelain physical characteristics makes for an aesthetically pleasing series suitable in both floor and wall applications. The appearance of CONTOUR is complimented by the range of sizing and the P4 Pendulum slip rating, providing a versatile series.

Contour

PRODUCT SPECIFICATIONS

SIZES	FINISHES	SLIP RATING	TILE EDGE
300x300mm	TEXTURED	P4 Pendulum	RECTIFIED
300x600mm	TEXTURED	P4 Pendulum	RECTIFIED
600X600mm	TEXTURED	P4 Pendulum	RECTIFIED
75x600mm	TEXTURED	P4 Pendulum	RECTIFIED

FORMATS




WHITE TEXTURED



TAUPE TEXTURED



GREY TEXTURED



CHARCOAL TEXTURED







Contour



Contour



TECHNICAL DATA

	technical characteristics	test method	standard	test result
	water absorption	iso 10545-3	average E \leq 0.5% individual maximum 0.06%	average: 0.15% individual maximum: 0.16%
	resistance to deep abrasion	iso 10545-6	report abrasion class and cycles passed	class 3
	breaking strength (S)	iso 10545-4	35MPa	pass
	thermal shock resistance	iso 10545-9	test method available	pass
	resistance to household chemicals	iso 10545-13	minimum GB	pass
	stain resistance	iso 10545-14	minimum class 3	pass