

Slimtech Wood-stock



WOOD-STOCK is the latest addition to Skheme's porcelain slabs series. The 5.5mm thickness, allows for new applications and usages, including heavy-traffic areas.

With the aesthetics and warmth of wood, the functionality of this tile guarantees long-lasting results.

PRODUCT TYPE: 5.5mm Fibreglass reinforced lightweight porcelain slabs (11.5kg/m²)

COLOURS: Snow, Cream, Vintage, Honey, and Coffee

SIZES: 330x3000x5.5mm, 200x2000x5.5mm, 200x1500x5.5mm, 200x1000x5.5mm
Rectified edges

FINISHES/USAGE: Matt/Indoors Only (Including heavy traffic areas)

AESTHETIC QUALITIES: Natural wood appearance and surface finish

TECHINICAL INFO: Easily maintained with conventional cleaning products


Cut and drill with standard glass and ceramic tools

Graffiti, fade, fire and chemical resistant

See last page for all technical data

ORIGIN: Italy

VARIATION:



V2

Variation is an inherent property of tiles and stone. Sizes are nominal and may include a joint. Visit <http://www.skheme.com/Conditions.aspx> for all disclaimer, copyright and terms and conditions.

Slimtech Wood-stock

SNOW

PRODUCT SPECIFICATIONS

SIZES	FINISHES	TILE EDGE
200X1000x5.5mm*	MATT	RECTIFIED
200x1500x5.5mm*	MATT	RECTIFIED
200x2000x5.5mm	MATT	RECTIFIED
330x3000x5.5mm*	MATT	RECTIFIED

* Indent item - Subject to stock availability overseas, please allow 6-10 weeks lead time from date of order confirmation. Minimum quantity may apply.

FORMATS

200X1000mm


200X1500mm

200X2000mm

330X3000mm




MATT



Variation is an inherent property of tiles and stone. Sizes are nominal and may include a joint.

SNOW

Slimtech Wood-stock



Slimtech Wood-stock

PRODUCT SPECIFICATIONS

SIZES	FINISHES	TILE EDGE
200X1000x5.5mm*	MATT	RECTIFIED
200x1500x5.5mm*	MATT	RECTIFIED
200x2000x5.5mm*	MATT	RECTIFIED
330x3000x5.5mm*	MATT	RECTIFIED

* Indent item - Subject to stock availability overseas, please allow 6-10 weeks lead time from date of order confirmation. Minimum quantity may apply.

FORMATS

200X1000mm

200X1500mm

200X2000mm

330X3000mm

CREAM




MATT



CREAM

Slimtech Wood-stock



Slimtech Wood-stock

VINTAGE

PRODUCT SPECIFICATIONS

SIZES	FINISHES	TILE EDGE
200X1000x5.5mm*	MATT	RECTIFIED
200x1500x5.5mm*	MATT	RECTIFIED
200x2000x5.5mm*	MATT	RECTIFIED
330x3000x5.5mm*	MATT	RECTIFIED

* Indent item - Subject to stock availability overseas, please allow 6-10 weeks lead time from date of order confirmation. Minimum quantity may apply.

FORMATS

200X1000mm

200X1500mm

200X2000mm

330X3000mm




MATT



Variation is an inherent property of tiles and stone. Sizes are nominal and may include a joint.

VINTAGE

Slimtech Wood-stock



Slimtech Wood-stock

HONEY

PRODUCT SPECIFICATIONS

SIZES	FINISHES	TILE EDGE
200X1000x5.5mm*	MATT	RECTIFIED
200x1500x5.5mm*	MATT	RECTIFIED
200x2000x5.5mm	MATT	RECTIFIED
330x3000x5.5mm*	MATT	RECTIFIED

* Indent item - Subject to stock availability overseas, please allow 6-10 weeks lead time from date of order confirmation. Minimum quantity may apply.

FORMATS

200X1000mm


200X1500mm

200X2000mm

330X3000mm



MATT



Variation is an inherent property of tiles and stone. Sizes are nominal and may include a joint.

HONEY

Slimtech Wood-stock



Slimtech Wood-stock

COFFEE

PRODUCT SPECIFICATIONS

SIZES	FINISHES	TILE EDGE
200X1000x5.5mm*	MATT	RECTIFIED
200x1500x5.5mm*	MATT	RECTIFIED
200x2000x5.5mm*	MATT	RECTIFIED
330x3000x5.5mm*	MATT	RECTIFIED

* Indent item - Subject to stock availability overseas, please allow 6-10 weeks lead time from date of order confirmation. Minimum quantity may apply.

FORMATS

200X1000mm


200X1500mm

200X2000mm

330X3000mm



MATT



Variation is an inherent property of tiles and stone. Sizes are nominal and may include a joint.

COFFEE

Slimtech Wood-stock



WOOD-STOCK in COFFEE combined with TYPE-32 in COFFEE

Slimtech Wood-stock

LARGE FORMAT | STRENGTH | DURABILITY | EASY MAINTENANCE | LIGHT WEIGHT | RENOVATIONS MADE EASY

Laminated porcelain stoneware with a fiberglass backing allows for tension to be spread evenly, thus making this extremely strong for a thin porcelain slab.

Large formats (up to 1000x3000mm) allow for fewer grout joints, which offers the visual advantage of making spaces look larger.

Lightweight format means Slimtech's application is versatile: splash backs, walls, bench tops, joinery and facades.

Latest technology in porcelain stoneware creates a surface flatness second to none.

Slabs are only 5.5mm thick making them easy to cut, drill and install.

Easy to renovate over existing wall and floors tiles (surface/substrate must be flat) saving on demolition and labour costs.

Resistant to stains and chemical agents making it easy to clean and maintain. No sealing required.

Slimtech is eco friendly - uses less materials, environmentally friendly kilns and there is more square metres per shipment .









5.5mm thickness is 11.5kgs per square metre.

For more technical information about installation, cleaning and care, please download the SLIMTECH MANUAL PDF on our website.

Slimtech Wood-stock

iso 13006 - G / en 14411 - G
 BIa ugl

slimtech 5plus
 thickness 5.5mm

	technical characteristics	test method	value	value
	water absorption	iso 10545-3	≤ 0,5%	≤ 0,01 %
	frost resistance	iso 10545-12	no alterations	resistant
	bending strength	iso 10545-4	≥ 35 N/mm ²	≥ 55 N/mm ²
	breaking strength	iso 10545-4	≥ 700 N	≥ 1200 N
	thermal shock resistance	iso 10545-9	resistant	resistant
	chemical resistance	iso 10545-13	as indicated by the manufacturer	resistant
	stain resistance	iso 10545-14	≥ class 3	class 5 resistant
	resistance to deep abrasion	iso 10545-6	≥ 175 mm ³	compliant

Through Panariagroup Industrie Ceramiche S.p.A., Lea Ceramiche is an ordinary member of the Green Building Council and GBC Italia.



Thanks to built-in technology based on silver, our tiles are protected by an innovative antibacterial shield that eliminates up to 99.9% of bacteria on surfaces and guarantees long-lasting protection against wear and tear, climatic conditions and repeated cleans in any usage environment.

The Microban® protection is incorporated into the tiles during the production process; once bacteria comes into contact with the Microban® surface, the technology works by disrupting its biological function.

For more info visit <http://www.microban.com/en-cn>

