

Dolomite



PRODUCT TYPE: Vitrified glazed colour-bodied porcelain

COLOURS: Light Tan, Tan and Mink

SIZES: 300x600mm, 750x750mm, 750x1500mm
600x600mm and 1200x1200mm
Rectified edges


FINISHES/USAGE: Matt/Wall & floor

AESTHETIC QUALITIES: Soft and versatile tones

TECHNICAL INFO: P3 Pendulum Slip Rating (Matt)

ORIGIN: Italy

VARIATION:



V2

Inspired by english limestone, DOLOMITE has minimal uniform movement and subtle shade variation in various tones of Greige.

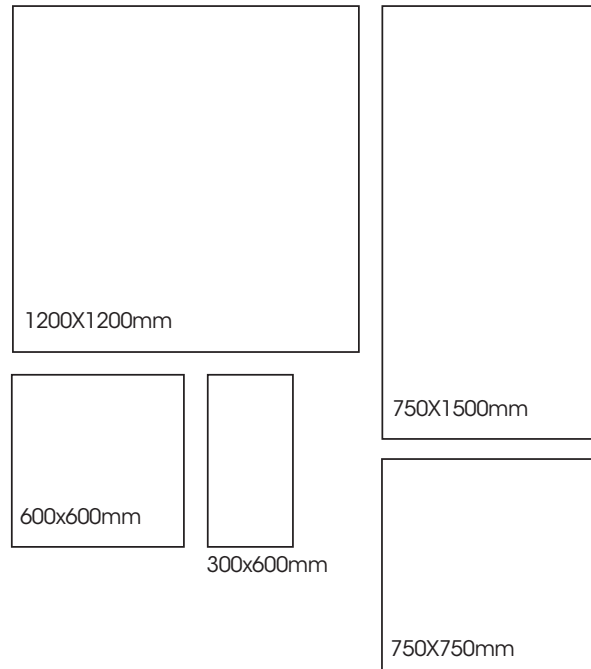
Dolomite

PRODUCT SPECIFICATIONS

SIZES	FINISHES	SLIP RATING	TILE EDGE
300x600mm	MATT	P3 PENDULUM	RECTIFIED
750x750mm	MATT	P3 PENDULUM	RECTIFIED
750x1500mm	MATT	P3 PENDULUM	RECTIFIED
600x600mm*	MATT	P3 PENDULUM	RECTIFIED
1200x1200mm*	MATT	P3 PENDULUM	RECTIFIED

* Indent item - Subject to stock availability overseas, please allow 10-12 weeks lead time from date of order confirmation. Minimum quantity may apply.

FORMATS



LIGHT TAN MATT



TAN MATT



MINK MATT








Dolomite



Dolomite



Dolomite

	technical characteristics	test method	required values	result
	water absorbtion	ISO 10545-3	$\leq 0,5$	$E_b \leq 0,5$ (Individual maximum value 0,6%)
	modulus of rupture	ISO 10545-4	≥ 35	$R \geq 35$ (Individual minimum value 32 N/mm ²)
	surface quality	ISO 10545-2	Complies with the standards	$\geq 95\%$ - complies
	breaking strength	ISO 10545-4	≥ 1300	≥ 1300 (Thickness $\geq 7,5$ mm) ≥ 700 (Thickness $< 7,5$ mm)
	abrasion resistance	ISO 10545-7	120 - 150	≤ 175
	chemical resistance	ISO 10545-13	Class 5	Declared value (EN 14411:2016) Test Method available (ISO 13006:2016)
	resistance to frost	ISO 10545-12	Complies with the standards	Pass according to EN ISO 10545-1 (EN 14411:2016) Required (ISO 13006:2016)