

# Basaltina



The original and most realistic Basalt look porcelain tile influenced by natural lava stone.

**PRODUCT TYPE:** Full bodied porcelain

**COLOURS:** Brown, Sabbaiata, Lappata and Stuccata


**SIZES:** 300x600mm, 600x600mm, 600x1200mm

**FINISHES/USAGE:** Semi-Polish, Matt and Grip/Wall + Floor

**TECHINICAL INFO:** GRIP P5 'V' Pendulum  
MATT P2 'Y' Pendulum  
The GRIP finish in all sizes receives a Sustainable Slip Resistance value of 'W' pendulum (50 BPN) after 500 cycles

**ORIGIN:** Italy

**VARIATION:**



V2

# Basaltina

## SABBIATA

### PRODUCT SPECIFICATIONS

SIZES	FINISHES	SLIP RATINGS	TILE EDGE
300x600mm*	GRIP	P5 'V' Pendulum	RECTIFIED
600x600mm*	GRIP	P5 'V' Pendulum	RECTIFIED
600x1200mm*	GRIP	P5 'V' Pendulum	RECTIFIED

\*Indent item - Subject to stock availability overseas, please allow 6-10 weeks lead time from date of order confirmation. Minimum quantity may apply.

The GRIP finish in all sizes receives a Sustainable Slip Resistance value of 'W' pendulum after 500 cycles




GRIP


### FORMATS



300x600MM



600x600MM



600x1200MM



# Basaltina

## PRODUCT SPECIFICATIONS

SIZES	FINISHES	SLIP RATINGS	TILE EDGE
75x300mm	GRIP	P5 'V' Pendulum	RECTIFIED
300x600mm	GRIP	P5 'V' Pendulum	RECTIFIED
600x600mm	GRIP	P5 'V' Pendulum	RECTIFIED
600x600mm*	MATT	P2 'Y' Pendulum	RECTIFIED
600x1200mm*	MATT	P2 'Y' Pendulum	RECTIFIED

\*Indent item - Subject to stock availability overseas, please allow 6-10 weeks lead time from date of order confirmation. Minimum quantity may apply.

The GRIP finish in all sizes receives a Sustainable Slip Resistance value of P4 'W' pendulum after 500 cycles

## FORMATS

75x300MM

300x600MM

600x600MM

600x1200MM


## STUCCATA



GRIP



MATT



Variation is an inherent property of tiles and stone. Sizes are nominal and may include a joint.

## PRODUCT SPECIFICATIONS

SIZES	FINISHES	TILE EDGE
300x600mm	SEMI-POLISHED	RECTIFIED
600x600mm	SEMI-POLISHED	RECTIFIED
600x1200mm	SEMI-POLISHED	RECTIFIED

## LAPPATA




SEMI-POLISHED


## FORMATS



300x600MM









600x600MM



600x1200MM



# Basaltina

	technical characteristics	required values	value
	water absorption	0.5%	0.3%
	frost resistance	no alterations	resistant
	bending strength	35N/mm <sup>2</sup>	38N/mm <sup>2</sup>
	resistance to deep abrasion	>175 mm <sup>3</sup>	145 mm
	thermal shock resistance	resistant	resistant
	chemical resistance	resistant	resistant