

Absolute



Delicate appearance with durable quality, this series provides surfaces of brilliant gloss or intense matte in monotone colors (black and white). This latest evolution of innovative technique creates thinner tiles with unparalleled visual effects.

PRODUCT TYPE: 5.5mm Fibreglass reinforced lightweight porcelain slabs

COLOURS: Total White and Total Black

SIZES: 1000x1000mm and 1000x3000mm
Rectified Edges

FINISHES/USAGE: Satin (Wall and floor) and Polished
(Polished wall only)

AESTHETIC QUALITIES: Porcelain slabs

COUNTRY OF ORIGIN: ITALY

TECHNICAL DATA: More technical data on the last page.

VARIATION:

V1



Absolute

PRODUCT SPECIFICATIONS

SIZES	FINISHES	TILE EDGE
1000x1000mm*	SATIN	RECTIFIED
1000x3000mm*	SATIN	RECTIFIED
1000x1000mm*	POLISHED	RECTIFIED
1000x3000mm*	POLISHED	RECTIFIED

* Indent item - Subject to stock availability overseas, please allow 6-10 weeks lead time from date of order confirmation. Minimum quantity may apply.

FORMATS




TOTAL WHITE POLISHED



TOTAL WHITE SATIN




TOTAL BLACK POLISHED



TOTAL BLACK SATIN

Absolute



Absolute



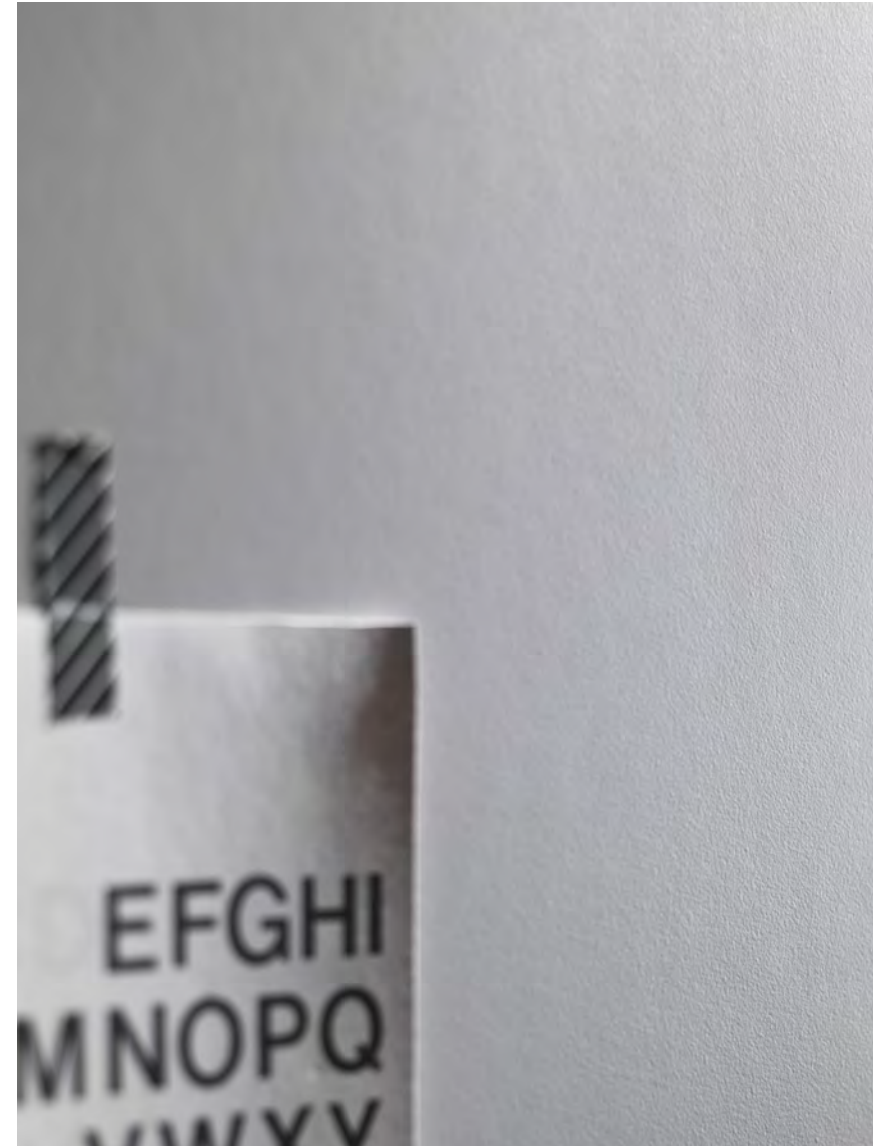
Absolute



Absolute



Absolute



Absolute

LARGE FORMAT | STRENGTH | DURABILITY | EASY MAINTENANCE | LIGHT WEIGHT | RENOVATIONS MADE EASY

Laminated porcelain stoneware with a fiberglass backing allows for tension to be spread evenly, thus making this extremely strong for a thin porcelain slab.

Large formats (up to 1000x3000mm) allow for fewer grout joints, which offers the visual advantage of making spaces look larger.

Lightweight format means Slimtech's application is versatile: splash backs, walls, bench tops, joinery and facades.

Latest technology in porcelain stoneware creates a surface flatness second to none.

Slabs are only 5.5mm thick making them easy to cut, drill and install.

Easy to renovate over existing wall and floors tiles (surface/substrate must be flat) saving on demolition and labour costs.

Resistant to stains and chemical agents making it easy to clean and maintain. No sealing required.

Slimtech is eco friendly - uses less materials, environmentally friendly kilns and there is more square metres per shipment .










5.5mm thickness is 11.5kgs per square metre.

POLISHED FINISH SUITABLE FOR WALL COVERINGS AND FLOORS IN RESIDENTIAL APPLICATIONS. SATIN FINISH SUITABLE FOR WALL COVERINGS AND FLOORS IN BOTH RESIDENTIAL AND LIGHT COMMERCIAL APPLICATIONS.

For more technical information about installation, cleaning and care, please download the SLIMTECH MANUAL PDF on our website.

Absolute

laminated porcelain UGL

	technical characteristics	test method	required values iso 13006 - G / en 14411 - G B1a ugl	value
	water absorption	iso 10545-3	≤ 0,5%	≤ 0,01 %*
	frost resistance	iso 10545-12	no alterations	resistant
	bending strength	iso 10545-4	≥ 35 N/mm ²	≥ 120 N/mm ^{2**}
	breaking strength (S)	iso 10545-4	≥ 700 N	≥ 1000 N**
	resistance to deep abrasion	iso 10545-6	≤ 175 mm ³	compliant
	resistance to compression	-	-	≥ 400 N/mm ²
	thermal shock resistance	iso 10545-9	resistant	resistant
	chemical resistance	iso 10545-13	as indicated by manufacturer	resistant
	stain resistance	iso 10545-14	≥ class 3	resistant

Variation is an inherent property of tiles and stone. Sizes are nominal and may include a joint.