

# Abbey



**PRODUCT TYPE:** White bodied ceramic

**COLOURS:** White, Charcoal and Black

**SIZES:** 75x150mm  
Non-Rectified edges


**FINISHES/USAGE:** Matt and Gloss/Wall only

**AESTHETIC QUALITIES:** Beveled, subway

**TECHINICAL INFO:** More technical data on the last page

**ORIGIN:** Spain

**VARIATION:**



V1


Referencing the popular subway tiles from the Art Deco period, ABBEY is timeless. A historic look or contemporary look are achievable with the flexibility of this classic tile.

# Abbey

## PRODUCT SPECIFICATIONS

| SIZES    | FINISHES | TILE EDGE     |
|----------|----------|---------------|
| 75x150mm | MATT     | NON-RECTIFIED |
| 75x150mm | GLOSS    | NON-RECTIFIED |


## FORMATS



WHITE GLOSS



WHITE MATT








BLACK MATT



BLACK GLOSS



CHARCOAL GLOSS

|   | technical characteristics | test method  | value     |
|---|---------------------------|--------------|-----------|
|   | water absorption          | iso 10545-3  | >10% BIII |
|   | breaking strength         | iso 10545-4  | > 600N    |
|   | thermal shock resistance  | iso 10545-9  | resistant |
|   | chemical resistance       | iso 10545-13 | resistant |
|  | stain resistance          | iso 10545-14 | 5         |