


Weave



PRODUCT TYPE: Ceramic mosaic

COLOURS: Black and White


SIZES: 310x273mm (Sheet size)
Non-Rectified edges

FINISHES/USAGE: Matt (Wall and Floor, soft shoe only)
Gloss (Wall only)

AESTHETIC QUALITIES: Glazed ceramic porcelain in a herringbone pattern

TECHNICAL DATA: See last page

VARIATION:



V1

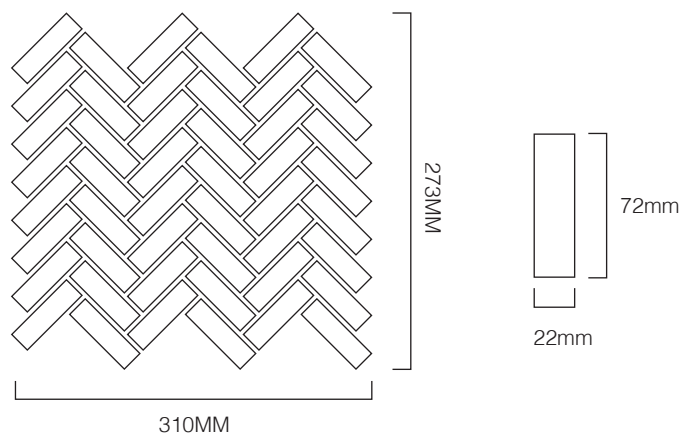
The WEAVE series is a glazed porcelain mosaic in a classic herringbone pattern. Perfect for bathrooms and kitchens, it is available in black and white, in gloss and matt finishes.

Weave

PRODUCT SPECIFICATIONS

SIZES	FINISHES	TILE EDGE
310x273MM	GLOSS	NON-RECTIFIED
310x273MM	MATT	NON-RECTIFIED

FORMATS



SHEET SIZE: 310x273MM
INDIVIDUAL MOSAIC SIZE: 22x72mm




BLACK MATT



BLACK GLOSS



WHITE MATT








WHITE GLOSS

Weave



Weave

	test	result
	water absorption	Less than 0.5%
	free, thaw cycle	passed
	thermal shock resistance	passed
	break strength	≥700N
	modulus of rupture	≥35N/mm ²