

Crossroad



CROSSROADS is a unique collection featuring wood, concrete and ceramic wall tiles that can be combined according to one's own individual style. Both the wood and chalk finishes are 7mm thick.

PRODUCT TYPE: Vitrified glazed colour-bodied porcelain

COLOURS: See Colour Chart (next page)

SIZES: Wall tiles: 75x300mm
Max Wood: 200x1200mm and
260x2000mm
Max Chalk: 1200x1200mm, 1200x2400mm,
and 1600x3200mm
Rectified edges


FINISHES/USAGE: Chalk+Wood/Wall & floor
Brick/Wall only

AESTHETIC QUALITIES: Matching colours in different finishes

TECHNICAL INFO: P3 Pendulum Slip Rating (Chalk+Wood)

ORIGIN: Italy




















VARIATION:



V2

MATCHING COLOUR CHART

Crossroad

| | WHITE | SAND | GREY | SMOKE | COAL | AMBER | TAN | |
|-----------|---|---|---|--|---|---|---|---|
| MAX WOOD |  |  |  | |  |  |  | |
| MAX CHALK |  |  |  |  |  | | | |
| BRICK |  |  |  |  |  |  |  |  |

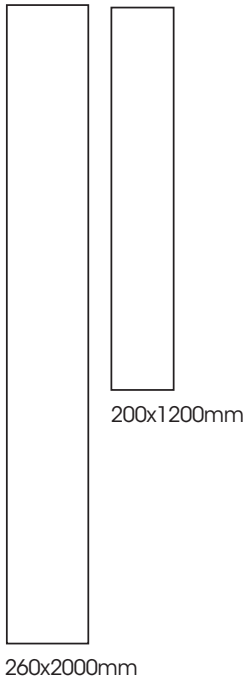
Crossroad

PRODUCT SPECIFICATIONS


| SIZES | FINISHES | SLIP RATING | TILE EDGE |
|-------------|----------|-------------|-----------|
| 200x1200mm* | MAX WOOD | P3 PENDULUM | RECTIFIED |
| 260x2000mm* | MAX WOOD | P3 PENDULUM | RECTIFIED |

* Indent item - Subject to stock availability overseas, please allow 10-12 weeks lead time from date of order confirmation. Minimum quantity may apply.

FORMATS



WHITE WOOD




SAND WOOD



GREY WOOD



COAL WOOD



AMBER WOOD



TAN WOOD

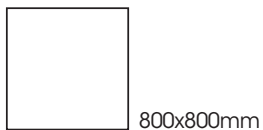


Crossroad

PRODUCT SPECIFICATIONS

| SIZES | FINISHES | SLIP RATING | TILE EDGE |
|--------------|-----------|-------------|-----------|
| 800x800mm* | MAX CHALK | P3 PENDULUM | RECTIFIED |
| 1200x1200mm* | MAX CHALK | P3 PENDULUM | RECTIFIED |
| 1200x2400mm* | MAX CHALK | P3 PENDULUM | RECTIFIED |
| 1600x3200mm* | MAX CHALK | P3 PENDULUM | RECTIFIED |

* Indent item - Subject to stock availability overseas, please allow 10-12 weeks lead time from date of order confirmation. Minimum quantity may apply.

FORMATS



WHITE CHALK



SAND CHALK



GREY CHALK



SMOKE CHALK



COAL CHALK

Crossroad

PRODUCT SPECIFICATIONS

| SIZES | FINISHES | SLIP RATING | TILE EDGE |
|-----------|----------|-------------|-----------|
| 75x300mm* | BRICK | - | RECTIFIED |

* Indent item - Subject to stock availability overseas, please allow 10-12 weeks lead time from date of order confirmation. Minimum quantity may apply.

FORMATS



75x300mm



WHITE BRICK



SAND BRICK



GREY BRICK




SMOKE BRICK




COAL BRICK



CLAY BRICK




SAGE BRICK



BLUE BRICK

Crossroad



Crossroad



Crossroad



Crossroad

