

Contour



PRODUCT TYPE: Glazed colour bodied porcelain

COLOURS: White, Taupe, Grey and Charcoal


SIZES: 300x300mm, 300x600mm
600x600mm and 75x600mm
Rectified edges

FINISHES/USAGE: Textured/Wall and Floor

AESTHETIC QUALITIES: Slate-like

TECHINICAL INFO: Textured P4 'W' Pendulum slip rating

VARIATION:



V2

The subtle slate-like texture and porcelain physical characteristics makes for an aesthetically pleasing series suitable in both floor and wall applications. The appearance of CONTOUR is complimented by the range of sizing and 'W' Pendulum slip rating, providing a complete series.

Contour

PRODUCT SPECIFICATIONS

SIZES	FINISHES	SLIP RATING	TILE EDGE
300x300mm	TEXTURED	P4 'W Pendulum	RECTIFIED
300x600mm	TEXTURED	P4 'W Pendulum	RECTIFIED
600x600mm	TEXTURED	P4 'W Pendulum	RECTIFIED
75x600mm	TEXTURED	P4 'W Pendulum	RECTIFIED

FORMATS




300x300mm



300x600mm



75x600mm



600x600mm



WHITE



TAUPE




Contour

PRODUCT SPECIFICATIONS

SIZES	FINISHES	SLIP RATING	TILE EDGE
300x300mm	TEXTURED	P4 'W Pendulum	RECTIFIED
300x600mm	TEXTURED	P4 'W Pendulum	RECTIFIED
600x600mm	TEXTURED	P4 'W Pendulum	RECTIFIED
75x600mm	TEXTURED	P4 'W Pendulum	RECTIFIED

FORMATS




300x300mm



300x600mm



75x600mm



600x600mm



GREY



CHARCOAL















Contour

	technical characteristics	test method	standard	test result
	water absorption	iso 10545-3	average E \leq 0.5% individual maximum 0.06%	average: 0.15% individual maximum: 0.16%
	resistance to deep abrasion	iso 10545-6	report abrasion class and cycles passed	class 3
	breaking strength (S)	iso 10545-4	35MPa	pass
	thermal shock resistance	iso 10545-9	test method available	pass
	resistance to household chemicals	iso 10545-13	minimum GB	pass
	stain resistance	iso 10545-14	minimum class 3	pass