

Madera



PRODUCT TYPE: Glazed colour-bodied porcelain

COLOURS: Cream, Tan and Coffee

SIZES: 200x1140mm Rectified Edges

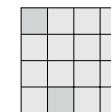
FINISHES/USAGE: Matt (Wall and floor)

AESTHETIC QUALITIES: Timber look tiles

COUNTRY OF ORIGIN: SPAIN

TECHNICAL DATA: P4 'W' Pendulum
More technical data on the last page.

VARIATION:



V2

MADERA has the durability of a porcelain tile with the look of natural timber. Utilizing an ink jet print design, each tile has a unique color, tone and feel.

Madera

COMPLETE SERIES

PRODUCT SPECIFICATIONS

SIZES	FINISHES	SLIP RATING	TILE EDGE
200x1140mm	MATT	P4 'W' Pendulum	RECTIFIED

Brick bond laying pattern where the grout joint is in the middle of the adjacent tile is not suggested as it highlights potential flatness irregularities. Due to surface flatness tolerance in most large size tiles (including timber look tiles), it is suggested to offset the tiles with no more than a quarter (25%) of the tile length. Eg. 1140mm long, should be laid with an offset no larger than 285mm.

FORMATS

200x1140mm



CREAM








TAN



COFFEE



Madera

	technical characteristics	test method	value
	water absorption	iso 10545-3	<0,5%
	frost resistance	iso 10545-12	it stands the test
	thermal shock resistance	iso 10545-9	it stands the test
	chemical resistance to cleaning products	iso 10545-13	GA
	stain resistance	iso 10545-14	5