

# Atelier



Balancing interiors with a calm and airy aesthetic, ATELIER unveils a softly undulated, handmade look across three versatile formats. Offered in a selection of gentle neutrals and vibrant hues, ATELIER is ideal for virtually any interior wall application.

**PRODUCT TYPE:** Ceramic Wall Tile

**COLOURS:** White, Vanilla, Mist, Taupe, Frost, Laurel, Blue, Mink & Terra


**SIZES:** 152x152mm, 76x152mm & 100x100mm  
Non-rectified edges

**FINISHES/USAGE:** Satin & Gloss  
Wall Only

**AESTHETIC QUALITIES:** Organic tactile look


**TECHINICAL INFO:** More technical info on the last page

**VARIATION:**




V1

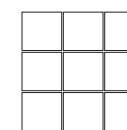
**FORMATS:**



76x152mm



152x152mm



100x100mm\*

\*100x100mm individual mosaic size.  
Full sheet measures 303x303mm with a meshed backing.

PRODUCT SPECIFICATIONS

Atelier

SIZES	FINISHES	COLOURS	TILE EDGE
100x100mm	SATIN	WHITE	NON-RECTIFIED
152x152mm	SATIN	WHITE, VANILLA, MIST & TAUPE	NON-RECTIFIED
152x152mm	GLOSS	WHITE, VANILLA, MIST & TAUPE	NON-RECTIFIED



WHITE GLOSS



WHITE GLOSS




VANILLA GLOSS



MIST GLOSS



TAUPE GLOSS



WHITE SATIN



WHITE SATIN



VANILLA SATIN



MIST SATIN




TAUPE SATIN

Variation is an inherent property of tiles and stone. Sizes are nominal and may include a joint.

# Atelier

## PRODUCT SPECIFICATIONS


SIZES	FINISHES	COLOURS	TILE EDGE
152x152mm	GLOSS	FROST, TERRA, BLUE, LAUREL & MINK	NON-RECTIFIED



FROST GLOSS



TERRA GLOSS



BLUE GLOSS



LAUREL GLOSS



MINK GLOSS

# Atelier

## PRODUCT SPECIFICATIONS

SIZES	FINISHES	COLOURS	TILE EDGE
76x152mm	SATIN	WHITE, VANILLA, MIST & TAUPE	NON-RECTIFIED
76x152mm	GLOSS	ALL COLOURS	NON-RECTIFIED



WHITE SATIN



VANILLA SATIN




MIST SATIN



TAUPE SATIN



WHITE GLOSS



VANILLA GLOSS



MIST GLOSS




TAUPE GLOSS



FROST GLOSS



TERRA GLOSS



BLUE GLOSS












LAUREL GLOSS



MINK GLOSS

# Atelier

## TECHNICAL DATA

	technical characteristics	test method	required values	result
	water absorption	ISO 10545-3	Average >10%	13-16%
	modulus of rupture	ISO 10545-4	Average ≥15	25
	surface quality	ISO 10545-2	≥95%	No visible defects
	chemical resistance	ISO 10545-6	Minimum GB	GA
	resistance to frost	ISO 10545-13	No crack or peeling off after test	compliant
	staining resistance	ISO 10545-12	Minimum class 3	class 5
	crazing test	ISO 10545-11	No glaze crack after test	No cracking or spalling
	breaking strength	ISO 10545-4	≥600	900-1200
	warpage	ISO 10545-2	±0.5%	0-0.2mm