

Chelsea



Capture fresh, organic aesthetics or bold, playful statements with CHELSEA. Featuring a sleek, straight-edge profile and an extensive palette of vibrant colours, CHELSEA delivers modern versatility for interior walls in cafes, restaurants, kitchens, bathrooms, and beyond.

PRODUCT TYPE: Ceramic Wall Tile

COLOURS: White, Vanilla, Mist, Taupe, Frost, Laurel, Blue, Mink & Terra


SIZES: 100x100mm* & 76x306mm
Non-rectified edges

FINISHES/USAGE: Satin & Gloss/Wall Only

AESTHETIC QUALITIES: Warm, vibrant and fresh


TECHNICAL INFO: More technical info on the last page

VARIATION:



V1

FORMATS:



100x100mm*



76x306mm


*100x100mm individual mosaic size.
Full sheet measures 303x303mm with a meshed backing.

PRODUCT SPECIFICATIONS

SIZES	FINISHES	COLOURS
76x306mm	SATIN	WHITE, VANILLA, MIST & TAUPE
76x306mm	GLOSS	ALL COLOURS



WHITE SATIN



VANILLA SATIN



MIST SATIN



TAUPE SATIN



WHITE GLOSS



VANILLA GLOSS




MIST GLOSS



TAUPE GLOSS




FROST GLOSS



LAUREL GLOSS



BLUE GLOSS



TERRA GLOSS



MINK GLOSS

Chelsea

PRODUCT SPECIFICATIONS

SIZES	FINISHES	COLOURS
100x100mm	SATIN	WHITE, VANILLA, MIST & TAUPE
100x100mm	GLOSS	ALL COLOURS



WHITE SATIN



VANILLA SATIN



MIST SATIN



TAUPE SATIN



WHITE GLOSS



VANILLA GLOSS



MIST GLOSS



TAUPE GLOSS



FROST GLOSS



LAUREL GLOSS



BLUE GLOSS



TERRA GLOSS



MINK GLOSS

Chelsea










CERTIFICATION



ISO 14001:2015 specifies the requirements for an environmental management system that an organization can use to enhance its environmental performance. ISO 14001:2015 is intended for use by an organization seeking to manage its environmental responsibilities in a systematic manner that contributes to the environmental pillar of sustainability.

Chelsea

TECHNICAL DATA

	technical characteristics	test method	required values	result
	water absorption	ISO 10545-3	Average >10%	13-16%
	modulus of rupture	ISO 10545-4	Average ≥15	25
	surface quality	ISO 10545-2	≥95%	No visible defects
	chemical resistance	ISO 10545-6	Minimum GB	GA
	resistance to frost	ISO 10545-13	No crack or peeling off after test	compliant
	staining resistance	ISO 10545-12	Minimum class 3	class 5
	crazing test	ISO 10545-11	No glaze crack after test	No cracking or spalling
	breaking strength	ISO 10545-4	≥600	900-1200
	warpage	ISO 10545-2	±0.5%	0-0.2mm

Please note that all products must be fabricated using score & snap method and/or wet cutting in conjunction with AS/NZS 1716:2012, AS/NZS 1715:2009, AS/NZS 60335.2.69:2017* For more information please refer to: <https://www.safework.nsw.gov.au>

Variation is an inherent property of tiles and stone. Sizes are nominal and may include a joint.