

Grande Max



Made in Italy, GRANDE MAX features the classical elegance of numerous types of marble, stone, metal and concrete translated into stoneware with satin and polished surfaces. GRANDE MAX is available in 6mm and 12mm thickness. The 6mm is ideal for both horizontal and vertical flat surfaces including facades for both indoor and outdoor and the 12mm ideal for bench tops, cladding and furniture.

- PRODUCT TYPE:** 6mm and 12mm porcelain slabs
- MARBLE LIGHT:** Golden White, Calacatta Extra, Statuario Altissimo and Capraia
- MARBLE DARK:** Elegant Black, Imperiale, St Laurent and Grigio Carnico
- TERRAZZO:** Terrazzo Grey
- STONE:** Brera Grey, Ceppo Di Gre, Basaltina, Bluestone Gris Du Gent, Granito Black, Jura Beige, Jura Grey, Travertino Navona and Limestone
- CONCRETE:** Concrete Smoke and Concrete White Solid
- SOLID:** White and Solid Black
- METAL:** Metal Iron Dark and Metal Iron Light
- SIZES:** 1200x1200x6mm, 1200x2400x6mm, 1200x2780x6mm, 1600x3200x6mm and 1620x3240x12mm Rectified
- FINISHES/USAGE:** Satin, Polish, Matt, Extra Polish and Extra Satin/ Wall and Floor
- AESTHETIC QUALITIES:** Stone and Marble look porcelain slabs
- ORIGIN:** Italy

TECHNICAL DATA: More technical data on the last page

CERTIFICATIONS:



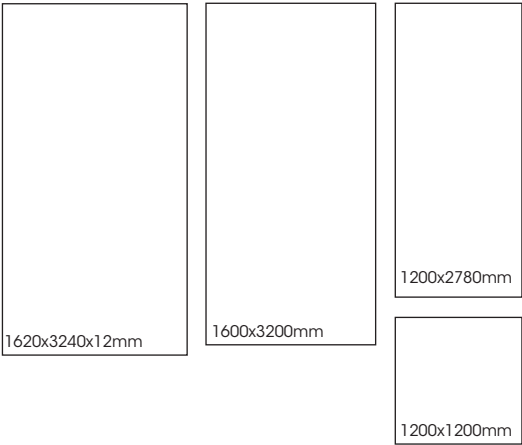
Grande Max

PRODUCT SPECIFICATIONS

SIZES	FINISHES	TILE EDGE
1200x1200x6mm*	SATIN	RECTIFIED
1200x2780x6mm	SATIN	RECTIFIED
1600x3200x6mm	SATIN	RECTIFIED
1200x1200x6mm*	POLISH	RECTIFIED
1200x2780x6mm	POLISH	RECTIFIED
1600x3200x6mm	POLISH	RECTIFIED
1620x3240x12mm	SATIN	-
1620x3240x12mm*	POLISH	-

* Indent item - Subject to stock availability overseas, please allow 10-12 weeks lead time from date of order confirmation. Minimum quantity may apply.

FORMATS



GOLDEN WHITE

Variation is an inherent property of tiles and stone. Sizes are nominal and may include a joint.

GOLDEN WHITE SLAB VARIATION

1620x3240x12mm



1600x3200x6mm



1200x2780x6mm



1200x1200x6mm



Grande Max

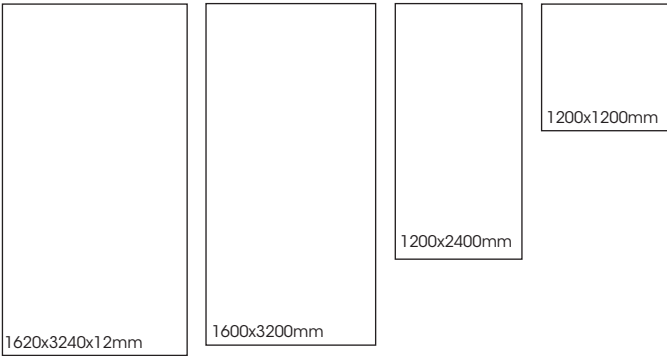
Grande Max

PRODUCT SPECIFICATIONS

SIZES	FINISHES	TILE EDGE
1200x1200x6mm*	SATIN	RECTIFIED
1200x2400x6mm*	SATIN	RECTIFIED
1600x3200x6mm	SATIN	RECTIFIED
1200x1200x6mm*	POLISH	RECTIFIED
1200x2400x6mm*	POLISH	RECTIFIED
1600x3200x6mm*	POLISH	RECTIFIED
1620x3240x12mm	EXTRA SATIN	-
1620x3240x12mm	EXTRA POLISH	-

* Indent item - Subject to stock availability overseas, please allow 10-12 weeks lead time from date of order confirmation. Minimum quantity may apply.

FORMATS



CALACATTA EXTRA

CALACATTA EXTRA SLAB VARIATION


1620x3240x12mm



1600x3200x6mm



1200x2400x6mm



1200x1200x6mm



Grande Max

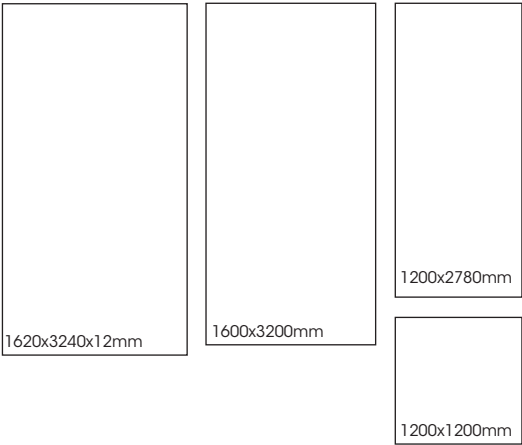
Grande Max

PRODUCT SPECIFICATIONS

SIZES	FINISHES	TILE EDGE
1200x1200x6mm*	SATIN	RECTIFIED
1200x2780x6mm	SATIN	RECTIFIED
1600x3200x6mm	SATIN	RECTIFIED
1200x1200x6mm*	POLISH	RECTIFIED
1200x2780x6mm	POLISH	RECTIFIED
1600x3200x6mm	POLISH	RECTIFIED
1620x3240x12mm	SATIN	-
1620x3240x12mm	POLISH	-

* Indent item - Subject to stock availability overseas, please allow 10-12 weeks lead time from date of order confirmation. Minimum quantity may apply.

FORMATS



STATUARIO


Variation is an inherent property of tiles and stone. Sizes are nominal and may include a joint.

STATUARIO SLAB VARIATION


1620x3240x12mm




1600x3200x6mm



1200x2780x6mm



1200x1200x6mm



Grande Max

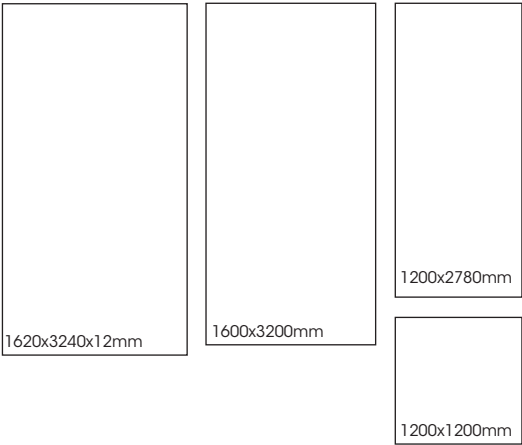
Grande Max

PRODUCT SPECIFICATIONS

SIZES	FINISHES	TILE EDGE
1200x1200x6mm*	SATIN	RECTIFIED
1200x2780x6mm	SATIN	RECTIFIED
1600x3200x6mm	SATIN	RECTIFIED
1200x1200x6mm*	POLISH	RECTIFIED
1200x2780x6mm*	POLISH	RECTIFIED
1600x3200x6mm	POLISH	RECTIFIED
1620x3240x12mm	SATIN	-
1620x3240x12mm	POLISH	-

* Indent item - Subject to stock availability overseas, please allow 10-12 weeks lead time from date of order confirmation. Minimum quantity may apply.

FORMATS



ALTISSIMO

ALTISSIMO SLAB VARIATION

1620x3240x12mm



1600x3200x6mm



1200x2780x6mm



1200x1200x6mm



Grande Max

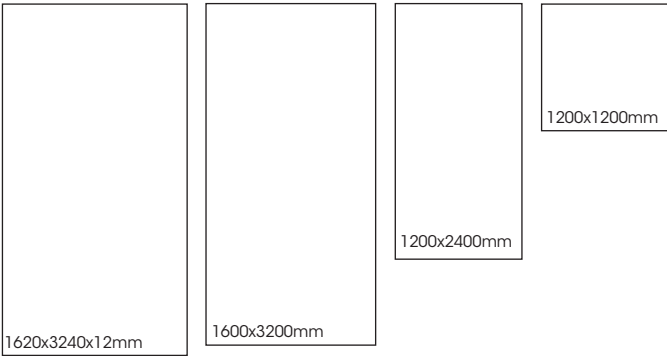
Grande Max

PRODUCT SPECIFICATIONS

SIZES	FINISHES	TILE EDGE
1200x1200x6mm*	SATIN	RECTIFIED
1200x2400x6mm*	SATIN	RECTIFIED
1200x1200x6mm*	POLISH	RECTIFIED
1200x2400x6mm*	POLISH	RECTIFIED
1600x3200x6mm*	POLISH	RECTIFIED
1620x3240x12mm	POLISH	-

* Indent item - Subject to stock availability overseas, please allow 10-12 weeks lead time from date of order confirmation. Minimum quantity may apply.

FORMATS




CAPRAIA

CAPRAIA SLAB VARIATION


1620x3240x12mm






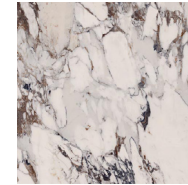
1600x3200x6mm



1200x2400x6mm



1200x1200x6mm




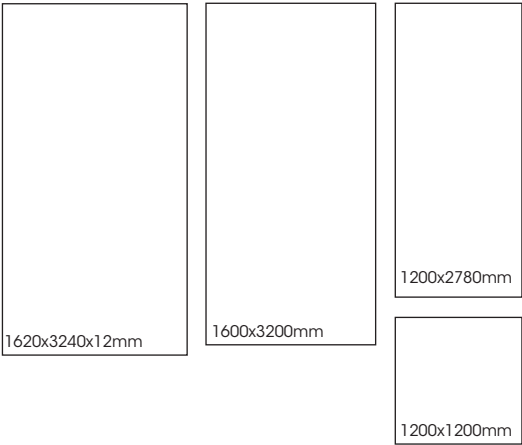
Grande Max

PRODUCT SPECIFICATIONS

SIZES	FINISHES	TILE EDGE
1200x1200x6mm*	SATIN	RECTIFIED
1200x2780x6mm	SATIN	RECTIFIED
1600x3200x6mm	SATIN	RECTIFIED
1200x1200x6mm*	POLISH	RECTIFIED
1200x2780x6mm*	POLISH	RECTIFIED
1600x3200x6mm	POLISH	RECTIFIED
1620x3240x12mm	SATIN	-
1620x3240x12mm*	POLISH	-

* Indent item - Subject to stock availability overseas, please allow 10-12 weeks lead time from date of order confirmation. Minimum quantity may apply.

FORMATS




ELEGANT BLACK

ELEGANT BLACK SLAB VARIATION


1620x3240x12mm




1600x3200x6mm



1200x2780x6mm



1200x1200x6mm



Grande Max

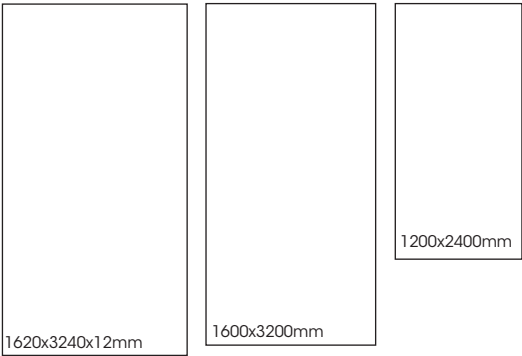
Grande Max

PRODUCT SPECIFICATIONS

SIZES	FINISHES	TILE EDGE
1200x2400x6mm	POLISH	RECTIFIED
1600x3200x6mm*	POLISH	RECTIFIED
1200x2400x6mm	SATIN	RECTIFIED
1620x3240x12mm	SATIN	RECTIFIED
1620x3240x12mm*	POLISH	-
		-

* Indent item - Subject to stock availability overseas, please allow 10-12 weeks lead time from date of order confirmation. Minimum quantity may apply.

FORMATS



IMPERIALE

IMPERIALE SLAB VARIATION

1620x3240x12mm



1600x3200x6mm



1200x2400x6mm



Grande Max


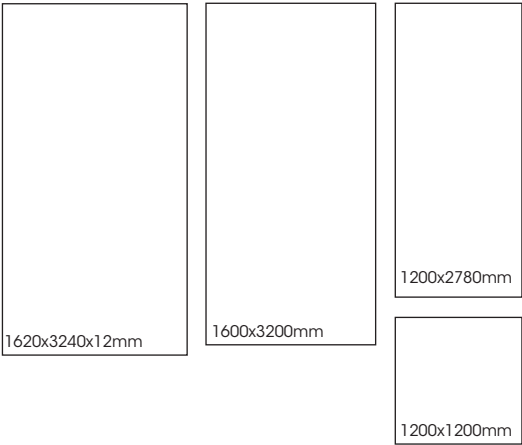
Grande Max

PRODUCT SPECIFICATIONS

SIZES	FINISHES	TILE EDGE
1200x1200x6mm*	SATIN	RECTIFIED
1200x2780x6mm*	SATIN	RECTIFIED
1600x3200x6mm*	SATIN	RECTIFIED
1200x1200x6mm*	POLISH	RECTIFIED
1200x2780x6mm*	POLISH	RECTIFIED
1600x3200x6mm*	POLISH	RECTIFIED
1620x3240x12mm*	SATIN	-
1620x3240x12mm*	POLISH	-

* Indent item - Subject to stock availability overseas, please allow 10-12 weeks lead time from date of order confirmation. Minimum quantity may apply.


FORMATS




ST LAURENT

ST LAURENT SLAB VARIATION


1620x3240x12mm




1600x3200x6mm



1200x2780x6mm



1200x1200x6mm



Grande Max

Grande Max

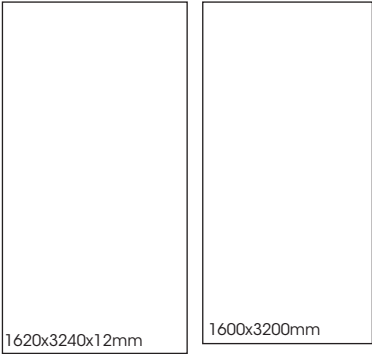
GRIGIO CARNICO

PRODUCT SPECIFICATIONS

SIZES	FINISHES	TILE EDGE
1600x3200x6mm*	POLISH	RECTIFIED
1600x3200x6mm*	SATIN	RECTIFIED
1620x3240x12mm*	POLISH	-
1620x3240x12mm	SATIN	-

* Indent item - Subject to stock availability overseas, please allow 10-12 weeks lead time from date of order confirmation. Minimum quantity may apply.

FORMATS



GRIGIO CARNICO

JURA BEIGE

PRODUCT SPECIFICATIONS

SIZES	FINISHES	TILE EDGE
1600x3240x12mm	SATIN	RECTIFIED

* Indent item - Subject to stock availability overseas, please allow 10-12 weeks lead time from date of order confirmation. Minimum quantity may apply.

FORMATS



Grande Max



JURA BEIGE

Grande Max


TERRAZZO GREY

PRODUCT SPECIFICATIONS

SIZES	FINISHES	TILE EDGE
1600x3200x6mm*	POLISH	RECTIFIED
1600x3200x6mm	MATT	RECTIFIED

* Indent item - Subject to stock availability overseas, please allow 10-12 weeks lead time from date of order confirmation. Minimum quantity may apply.

FORMATS



TERRAZZO GREY

Grande Max

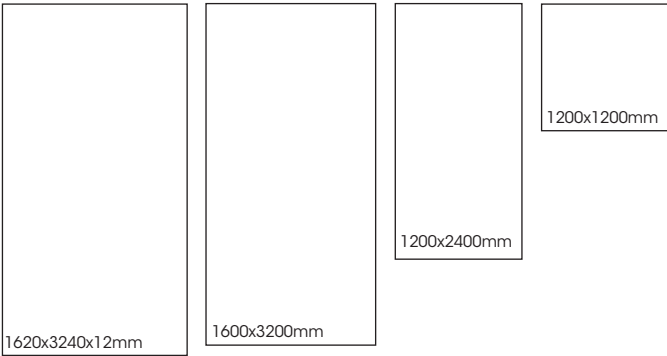
BRERA GREY

PRODUCT SPECIFICATIONS

SIZES	FINISHES	TILE EDGE
1600x3200x6mm	SATIN	RECTIFIED
1200x1200x6mm*	POLISH	RECTIFIED
1200x2400x6mm*	POLISH	RECTIFIED
1600x3200x6mm*	POLISH	RECTIFIED
1620x3240x12mm*	SATIN	-
1620x3240x12mm*	POLISH	-

* Indent item - Subject to stock availability overseas, please allow 10-12 weeks lead time from date of order confirmation. Minimum quantity may apply.

FORMATS




BRERA GREY

BRERA GREY SLAB VARIATION


1620x3240x12mm




1600x3200x6mm



1200x2400x6mm



1200x1200x6mm



Grande Max

Grande Max

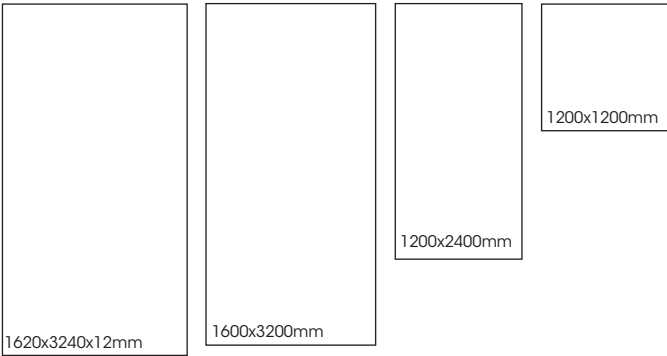
CEPPO DI GRE

PRODUCT SPECIFICATIONS

SIZES	FINISHES	TILE EDGE
1200x1200x6mm*	MATT	RECTIFIED
1200x2400x6mm*	MATT	RECTIFIED
1600x3200x6mm*	MATT	RECTIFIED
1620x3240x12mm	MATT	-

* Indent item - Subject to stock availability overseas, please allow 10-12 weeks lead time from date of order confirmation. Minimum quantity may apply.

FORMATS



CEPPO DI GRE

Grande Max

CEPPO DI GRE SLAB VARIATION

1620x3240x12mm




1600x3200x6mm



1200x2400x6mm



1200x1200x6mm



Grande Max


BASALTINA

PRODUCT SPECIFICATIONS

SIZES	FINISHES	TILE EDGE
1620x3240x12mm	MATT	-

* Indent item - Subject to stock availability overseas, please allow 10-12 weeks lead time from date of order confirmation. Minimum quantity may apply.

FORMATS



BASALTINA

Grande Max



GRIS DU GENT

PRODUCT SPECIFICATIONS

SIZES	FINISHES	TILE EDGE
1600x3200x6mm*	MATT	Rectified
1620x3240x12mm	MATT	-

* Indent item - Subject to stock availability overseas, please allow 10-12 weeks lead time from date of order confirmation. Minimum quantity may apply.

FORMATS




GRIS DU GENT


Grande Max

GRIS DU GENT VARIATION

1620x3240x12mm



1600x3200x6mm



Grande Max


BLUESTONE

PRODUCT SPECIFICATIONS

SIZES	FINISHES	TILE EDGE
1620x3240x12mm	MATT	-

* Indent item - Subject to stock availability overseas, please allow 10-12 weeks lead time from date of order confirmation. Minimum quantity may apply.

FORMATS



BLUESTONE

Grande Max




GRANITO BLACK

PRODUCT SPECIFICATIONS

SIZES	FINISHES	TILE EDGE
1600x3200x6mm*	MATT	RECTIFIED
1620x3240x12mm	MATT	-

* Indent item - Subject to stock availability overseas, please allow 10-12 weeks lead time from date of order confirmation. Minimum quantity may apply.

FORMATS



GRANITO BLACK

Grande Max


LIMESTONE

PRODUCT SPECIFICATIONS

SIZES	FINISHES	TILE EDGE
1620x3240x12mm	SATIN	-

* Indent item - Subject to stock availability overseas, please allow 10-12 weeks lead time from date of order confirmation. Minimum quantity may apply.

FORMATS



LIMESTONE

Grande Max

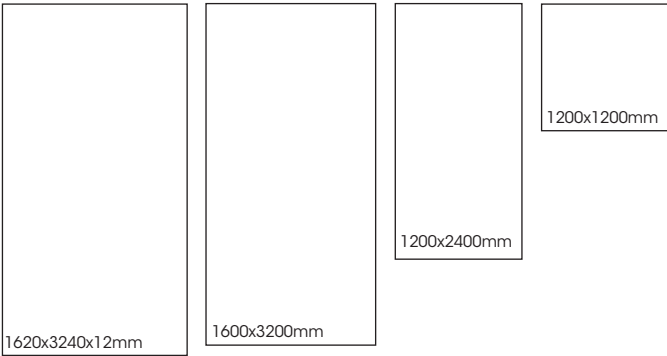
CONCRETE SMOKE

PRODUCT SPECIFICATIONS

SIZES	FINISHES	TILE EDGE
1200x1200x6mm*	MATT	RECTIFIED
1200x2400x6mm*	MATT	RECTIFIED
1600x3200x6mm*	MATT	RECTIFIED
1620x3240x12mm	MATT	-

* Indent item - Subject to stock availability overseas, please allow 10-12 weeks lead time from date of order confirmation. Minimum quantity may apply.

FORMATS



CONCRETE SMOKE


Grande Max

CONCRETE SMOKE SLAB VARIATION

1620x3240x12mm




1600x3200x6mm



1200x2400x6mm



1200x1200x6mm



Grande Max


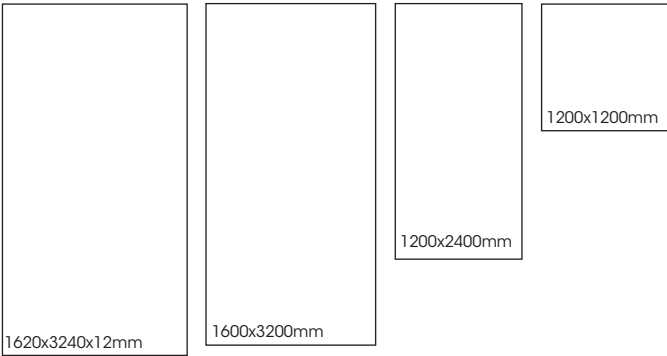
CONCRETE WHITE

PRODUCT SPECIFICATIONS

SIZES	FINISHES	TILE EDGE
1200x1200x6mm*	MATT	RECTIFIED
1200x2400x6mm*	MATT	RECTIFIED
1600x3200x6mm*	MATT	RECTIFIED
1620x3240x12mm	MATT	-

* Indent item - Subject to stock availability overseas, please allow 10-12 weeks lead time from date of order confirmation. Minimum quantity may apply.


FORMATS




CONCRETE WHITE

CONCRETE WHITE SLAB VARIATION


1620x3240x12mm




1600x3200x6mm



1200x2400x6mm



1200x1200x6mm



Grande Max

Grande Max



SOLID WHITE

PRODUCT SPECIFICATIONS

SIZES	FINISHES	TILE EDGE
1600x3200x6mm*	POLISH	RECTIFIED
1600x3200x6mm*	SATIN	RECTIFIED
1620x3240x12mm*	POLISH	-
1620x3240x12mm	SATIN	-

* Indent item - Subject to stock availability overseas, please allow 10-12 weeks lead time from date of order confirmation. Minimum quantity may apply.

FORMATS



SOLID WHITE

Grande Max


TRAVERTINO NAVONA NATURAL

PRODUCT SPECIFICATIONS

SIZES	FINISHES	TILE EDGE
1620x3240x12mm*	NATURAL	RECTIFIED

* Indent item - Subject to stock availability overseas, please allow 10-12 weeks lead time from date of order confirmation. Minimum quantity may apply.

FORMATS



TRAVERTINO NAVONA NATURAL

Grande Max


GREY SATIN

PRODUCT SPECIFICATIONS

SIZES	FINISHES	TILE EDGE
1620X3240x12MM	SATIN	RECTIFIED

* Indent item - Subject to stock availability overseas, please allow 10-12 weeks lead time from date of order confirmation. Minimum quantity may apply.

FORMATS



GREY

Grande Max



SOLID BLACK

PRODUCT SPECIFICATIONS

SIZES	FINISHES	TILE EDGE
1620x3240x12mm	SATIN	-

* Indent item - Subject to stock availability overseas, please allow 10-12 weeks lead time from date of order confirmation. Minimum quantity may apply.

FORMATS



SOLID BLACK

Grande Max

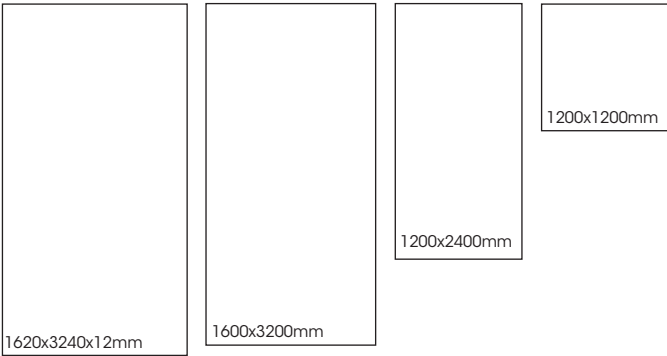
METAL IRON DARK

PRODUCT SPECIFICATIONS

SIZES	FINISHES	TILE EDGE
1200x1200x6mm*	MATT	RECTIFIED
1200x2400x6mm*	MATT	RECTIFIED
1600x3200x6mm*	MATT	RECTIFIED
1620x3240x12mm*	MATT	-

* Indent item - Subject to stock availability overseas, please allow 10-12 weeks lead time from date of order confirmation. Minimum quantity may apply.

FORMATS



METAL IRON DARK

METAL IRON DARK SLAB VARIATION

1620x3240x12mm




1600x3200x6mm



1200x2400x6mm



1200x1200x6mm



Grande Max

Grande Max

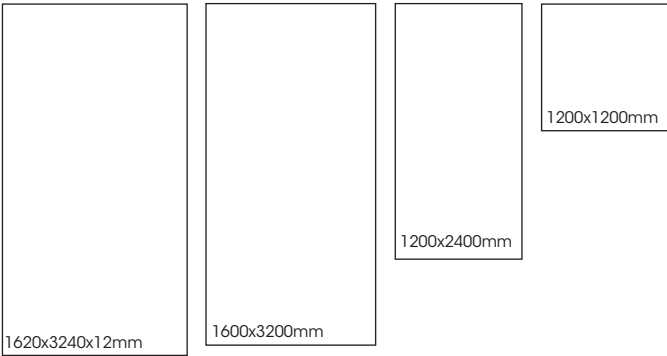
METAL IRON LIGHT

PRODUCT SPECIFICATIONS

SIZES	FINISHES	TILE EDGE
1200x1200x6mm*	MATT	RECTIFIED
1200x2400x6mm*	MATT	RECTIFIED
1600x3200x6mm*	MATT	RECTIFIED
1620x3240x12mm*	MATT	-

* Indent item - Subject to stock availability overseas, please allow 10-12 weeks lead time from date of order confirmation. Minimum quantity may apply.

FORMATS



METAL IRON LIGHT

METAL IRON LIGHT SLAB VARIATION

1620x3240x12mm




1600x3200x6mm



1200x2400x6mm



1200x1200x6mm












Grande Max

GRANDE MAX 12MM COMPARISON WITH OTHER MATERIALS

Grande Max

	GRANDE MAX	GRANDE MAX POLISH	QUARTZ	LAMINATE WOODS	SOLID SURFACES	NATURAL STONES	STEEL
HYGIENIC	●●●	●●●	●●●	●	●●●	●	●●●
NON POROUS	●●●	●●●	●●●	●	●●●	●	●●●
SUITABLE FOR USE OUTDOORS	●●●	●●●	●	●	●●	●●	●●
RESISTANT TO HIGH TEMPERATURES	●●●	●●●	●●	●	●	●●	●●●
RESISTANT TO STAINING	●●●	●●	●●	●●	●●	●	●●●
RESISTANT TO DETERGENTS	●●●	●●	●●	●●	●	●	●
RESISTANCE TO CHEMICALS	●●●	●●	●●	●	●●	●	●●
RESISTANCE TO THERMAL SHOCK	●●●	●●●	●●	●	●●	●●●	●●●
RESISTANCE TO FREEZING-DEFROSTING	●●●	●●●	●●●	●	●	●●	●●●
RESISTANT TO HUMIDITY	●●●	●●●	●●●	●	●●●	●	●●●
RESISTANCE TO UV RAYS	●●●	●●●	●●	●	●	●●	●●●
RESISTANT TO SCRATCHING AND ABRASION	●●●	●●	●●	●	●	●●	●
EASY TO CLEAN AND MAINTAIN	●●●	●●●	●●●	●●	●●	●	●

Grande Max

technical characteristics	test method	required values	result
 water absorption	ISO 10545-3	≤0.5%	≤0.5%
 modulus of rupture	ISO 10545-4	≥35	R≥35
 thermal shock resistance	ISO 10545-9	Pass	Pass
 breaking strength	ISO 10545-4	≥700	≥1300
 abrasion resistance	ISO 10545-7	Concrete Metal Solid Class H Marble Stone Satin Class G Marble Solid Lux Class F	Class H Class G Class F
 deep abrasion resistance	ISO 10545-6	120-150mm	≤175
 chemical resistance	ISO 10545-13	Pass	Pass
 stain resistance	ISO 10545-14	Class 5	Class 3
 resistance to frost	ISO 10545-12	Pass	Pass

Please note that all products must be fabricated using score & snap method and/or wet cutting in conjunction with AS/NZS 1716:2012, AS/NZS 1715:2009, AS/NZS 60335.2.69:2017* For more information please refer to: <https://www.safework.nsw.gov.au>

Variation is an inherent property of tiles and stone. Sizes are nominal and may include a joint.

Grande Max

CERTIFICATIONS



The GREENGUARD Environmental Institute is an industry-independent organisation with a mission to improve indoor air quality and reduce people's exposure to chemicals and other pollutants. As an ISO-IEC Guide 65:1996 accredited, third-party organization, the GREENGUARD Environmental Institute certifies products and materials for low chemical emissions and provides a resource for choosing healthier products and materials for indoor environments. Certified products must meet chemical emissions standards based on established criteria from key public health agencies.



Living Building Challenge (LBC) Red List Free is a status indicating that a product contains none of the harmful chemicals listed on the Red List. It is one of three declaration possibilities—Red List Approved and Declared are the other two—on the International Living Future Institute's (ILFI) Declare Label. For a manufacturer to claim a product is Red List Free, it must disclose 100 percent of ingredients and be found to obtain no Red List chemicals at levels at or above 100ppm or 0.01 percent. Products with the Red List Free label are in compliance with the LBC's goals of ingredient transparency and industry-wide elimination of all Red List chemicals.



Italian GREEN BUILDING COUNCIL, the association of top players working to transform the building market towards sustainability and to build liveable communities. GBC Italian members promote environmental, economic and social responsibility, innovating buildings in terms of engineering, design, manufacturing and use.



A European Union ecological quality mark that guarantees lower energy consumption in production processes, lower atmospheric and wastewater emissions, use of substances that are not dangerous for humans and the environment, use of quarries with correct environmental management, more effective consumer information and improved waste management.



LEED (Leadership in Energy and Environmental Design) is an internationally recognized green building certification system, providing third-party verification that a building or community was designed and built using strategies aimed at improving performance across all the metrics that matter most: energy savings, water efficiency, CO2 emissions reduction, improved indoor environmental quality, and stewardship of resources and sensitivity to their impacts.