

Dolomite 2.0



PRODUCT TYPE: Colour-bodied porcelain

COLOURS: Pearl, Light Tan and Mink


SIZES: 300x600mm and 600x600mm
Rectified edges

FINISHES/USAGE: Matt and Grip/Wall and Floor

AESTHETIC QUALITIES: Limestone inspired porcelain

TECHNICAL INFO: P3 Pendulum Slip Rating (Matt)
P5 Pendulum Slip Rating (Grip)
More technical data on the last page

VARIATION:



V2



Inspired by english limestone, DOLOMITE 2.0 has minimal uniform movement and subtle shade variation in various tones of Greige.

Dolomite 2.0


PRODUCT SPECIFICATIONS

SIZES	FINISHES	SLIP RATING	TILE EDGE
300x600mm	MATT	P3 Pendulum	RECTIFIED
600x600mm	MATT	P3 Pendulum	RECTIFIED
300x600mm	GRIP	P5 Pendulum	RECTIFIED

FORMATS



PEARL



LIGHT TAN



MINK

Dolomite 2.0

VARIATION



Dolomite 2.0



Dolomite 2.0









Dolomite 2.0



Dolomite 2.0



Dolomite 2.0

	technical characteristics Group B I a	test method	required values	va ue
	water absorption	iso 10545-3	≤ 0.5%	0.21%
	bending strength	iso 10545-4	≥ 12MPA	≥ 33.5MPA
	breaking strength (S)	iso 10545-4	≥ 350 N	≥ 1785N
	abrasion resistace	iso 10545-7	Max. 175 mm ³ PEI 1-5	Class3
	chemical resistance	iso 10545-13	Household chemicals and swimming pool salts Low concentration of acids and alkalis	GA GLA
	stain resistance	iso 10545-14	Minimum Class 3	Class 5