

Woodlot



PRODUCT TYPE: Glazed Porcelain

COLOURS: White Oak, Acacia and Walnut

SIZES: 200x1200mm and 100x600mm Chevron

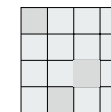
FINISHES/USAGE: Rectified edges

AESTHETIC QUALITIES: Matt/Wall & floor

The digital system guarantees realistic, authentic colouring, with variations in texture and patterning.

TECHNICAL INFO: Matt - P3 Pendulum Slip rating
(Walnut receives a P2)

VARIATION:



V3

WOODLOT is produced using hi-definition inkjet technology with a slightly textured finish and wood graining to recreate a natural timber look tile. Also available in a chevron tile allowing for creative pattern-making.

Woodlot

PRODUCT SPECIFICATIONS

SIZES	FINISHES	TILE EDGE	SLIP RATING
200x1200mm	MATT	RECTIFIED	P3 Pendulum
100x600mm	MATT CHEVRON	RECTIFIED	P3 Pendulum


*Please note Walnut receives a P2 Slip Rating

Brick bond laying pattern where the grout joint is in the middle of the adjacent tile is not suggested as it highlights potential flatness irregularities. Due to surface flatness tolerance in most large size tiles (including timber look tiles), it is suggested to offset the tiles with no more than 30% of the tile length. Eg. 1200mm long, should be laid with an offset no larger than 300mm.

FORMATS

200x1200mm


100x600mm



WHITE OAK MATT



ACACIA MATT



WALNUT MATT

Woodlot

PRODUCT SPECIFICATIONS

SIZES	FINISHES	TILE EDGE	SLIP RATING
200x1200mm	MATT	RECTIFIED	P3 Pendulum
100x600mm	MATT CHEVRON	RECTIFIED	P3 Pendulum

*Please note Walnut receives a P2 Slip Rating

Brick bond laying pattern where the grout joint is in the middle of the adjacent tile is not suggested as it highlights potential flatness irregularities. Due to surface flatness tolerance in most large size tiles (including timber look tiles), it is suggested to offset the tiles with no more than 30% of the tile length. Eg. 1200mm long, should be laid with an offset no larger than 300mm.

FORMATS

200x1200mm

100x600mm



Variation is an inherent property of tiles and stone. Sizes are nominal and may include a joint.









Woodlot



Woodlot



TECHNICAL DATA

	technical characteristics	test method	required values	result
	water absorption	ISO 10545-3	≤3%	≤0.4%
	modulus of rupture	ISO 10545-4	≥ 27 N/mm ²	31 N/mm ² compliant
	surface quality	ISO 10545-2	Complies with the standards	≥95%
	thermal shock resistance	ISO 10545-9	Fully resistant	compliant
	abrasion resistance	ISO 10545-6	≥ 1500 class 4	compliant
	chemical resistance	ISO 10545-13	Minimum Class B	Class A
	resistance to frost	ISO 10545-12	Resistant	compliant
	staining resistance	ISO 10545-14	Minimum Class 2	Class 4