

# Dolomite 2.0



**PRODUCT TYPE:** Colour-bodied porcelain

**COLOURS:** Pearl, Light Tan and Mink


**SIZES:** 300x600mm and 600x600mm  
Rectified edges

**FINISHES/USAGE:** Matt and Grip/Wall and Floor

**AESTHETIC QUALITIES:** Limestone inspired porcelain

**TECHNICAL INFO:** P3 Pendulum Slip Rating (Matt)  
P4 Pendulum Slip Rating (Grip)  
More technical data on the last page

**VARIATION:**



V2


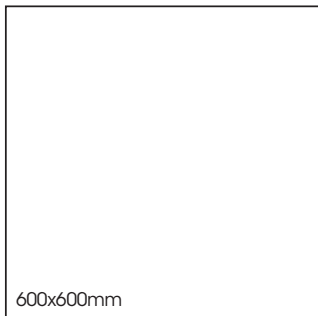
Inspired by english limestone, DOLOMITE 2.0 has minimal uniform movement and subtle shade variation in various tones of Greige.

# Dolomite 2.0

## PRODUCT SPECIFICATIONS

SIZES	FINISHES	SLIP RATING	TILE EDGE
300x600mm	MATT	P3 Pendulum	RECTIFIED
600x600mm	MATT	P3 Pendulum	RECTIFIED
300x600mm	GRIP	P4 Pendulum	RECTIFIED

## FORMATS



PEARL



LIGHT TAN



MINK

# Dolomite 2.0

## VARIATION



# Dolomite 2.0




# Dolomite 2.0



# Dolomite 2.0









# Dolomite 2.0



Variation is an inherent property of tiles and stone. Sizes are nominal and may include a joint.

# Dolomite 2.0

	technical characteristics Group B I a	test method	required values	va ue
	water absorption	iso 10545-3	≤ 0.5%	0.21%
	bending strength	iso 10545-4	≥ 12MPA	≥ 33.5MPA
	breaking strength (S)	iso 10545-4	≥ 350 N	≥ 1785N
	abrasion resistace	iso 10545-7	Max. 175 mm <sup>3</sup> PEI 1-5	Class3
	chemical resistance	iso 10545-13	Household chemicals and swimming pool salts  Low concentration of acids and alkalis	GA  GLA
	stain resistance	iso 10545-14	Minimum Class 3	Class 5