

Cleft



A sleek interpretation of slate, CLEFT Series features realistic textures and irregularities of this beautiful natural stone. Available in four colours and two finishes suitable for both wall and floor.

PRODUCT TYPE: Glazed, colour bodied porcelain

COLOURS: Tawn, Sky Grey, Midnight Ash and Hampshire


SIZES: 75x300mm, 300x600mm and 600x600mm
Rectified Edges

FINISHES/USAGE: Natural and Grip/Wall and Floor

AESTHETIC QUALITIES: Natural Slate look

TECHNICAL INFO: P3 Pendulum slip rating (Natural)
P5 Pendulum slip rating (Grip)
More technical data on the last page

VARIATION:

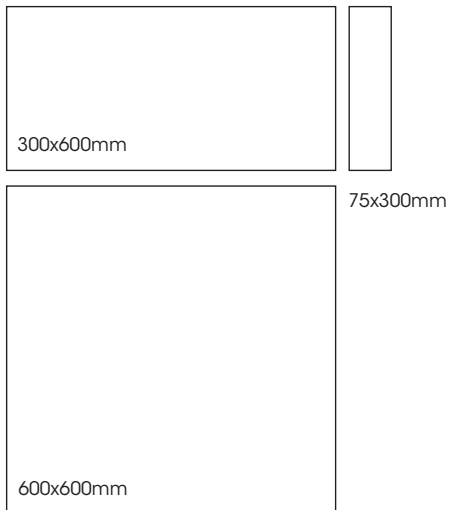


V3

PRODUCT SPECIFICATIONS

SIZES	FINISHES	TILE EDGE	SLIP RATING
75x300mm	NATURAL	RECTIFIED	P3 Pendulum
300x600mm	NATURAL	RECTIFIED	P3 Pendulum
600x600mm	NATURAL	RECTIFIED	P3 Pendulum
300x600mm	GRIP	RECTIFIED	P5 Pendulum


FORMATS



TAWN



NATURAL



GRIP

SKY GREY



NATURAL



GRIP

Cleft

MIDNIGHT ASH

PRODUCT SPECIFICATIONS

SIZES	FINISHES	TILE EDGE	SLIP RATING
75x300mm	NATURAL	RECTIFIED	P3 Pendulum
300x600mm	NATURAL	RECTIFIED	P3 Pendulum
600x600mm	NATURAL	RECTIFIED	P3 Pendulum
300x600mm	GRIP	RECTIFIED	P5 Pendulum

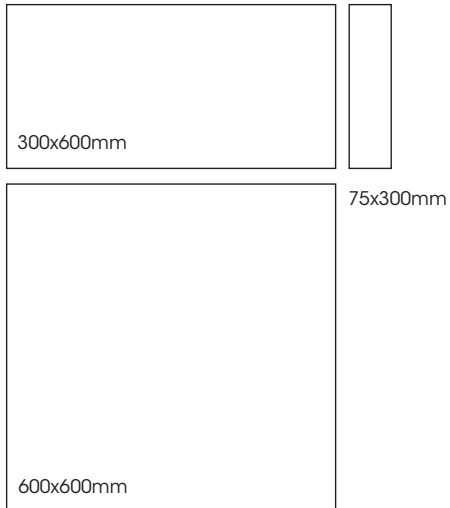


NATURAL




GRIP


FORMATS



HAMPSHIRE



NATURAL



GRIP

TAWN VARIATION




SKY GREY VARIATION



MIDNIGHT ASH VARIATION



HAMPSHIRE VARIATION











Cleft



Cleft



technical characteristics	test method	required values	result
 water absorption	ISO 10545-3	≤0.5%	≤0.5%
 modulus of rupture	ISO 10545-4	≥35	≥38
 surface quality	ISO 10545-2	Full compliance	complies
 breaking strength	ISO 10545-4	≥1100	3500
 crazing resistance	ISO 10545-11	Pass	Pass
 chemical resistance	ISO 10545-13	Declared value	ULA UHB
 resistance to frost	ISO 10545-12	resistant	resistant
 staining resistance	ISO 10545-14	Minimum Class 3	Class 5