

Natural Stone



100% Natural is quarried out of mountains or underground from all over the world and then cut into various sized blocks. These blocks are then transported to the cutting and finishing plants, where the stones come to life. The stones are cut into various sizes and shapes and then finished with a honed, sand blasted, soapstone or other finishes if required.

PRODUCT TYPE: Natural Stone

SIZES: Varies per stone
Sizes and finishes may be procured upon request
Rectified edges

FINISHES/USAGE: Wall and floor

AESTHETIC QUALITIES: No two pieces are alike and may have variation in colour and veining from tile to tile or slab to slab, but this characteristic is part of the inherent beauty of using a natural product on your project.

TECHINICAL INFO: Supplied materials may vary from samples.

It is recommended to seal natural stone.

Contact our Sales representatives for more technical information

VARIATION:



V4


Natural Stone

PRODUCT SPECIFICATIONS

SIZES	FINISHES	SLIP RATING	TILE EDGE
300X900x10mm	HONED	P3 Pendulum	RECTIFIED
600x600x10mm	HONED	P3 Pendulum	RECTIFIED
20mm RANDOM SLAB	HONED	-	RECTIFIED

*NB: Argento Scuro is an indent item - Subject to stock availability overseas, please allow 6-10 weeks lead time from date of order confirmation. Minimum quantity may apply.


FORMATS



ARGENTO CHIARO



HONED




Variation is an inherent property of tiles and stone. Sizes are nominal and may include a joint.

Natural Stone

PRODUCT SPECIFICATIONS

SIZES	FINISHES	SLIP RATING	TILE EDGE
300X900x10mm	HONED	P3 Pendulum	RECTIFIED
400x800x10mm	HONED	P3 Pendulum	RECTIFIED
20mm RANDOM SLAB	HONED	-	RECTIFIED

FORMATS



SHIMA CHIARO



SHIMA CHIARO HONED

SHIMA SCURO



SHIMA SCURO HONED



Variation is an inherent property of tiles and stone. Sizes are nominal and may include a joint.


Natural Stone

PRODUCT SPECIFICATIONS


SIZES	FINISHES	SLIP RATING	TILE EDGE
600x600x15mm	HONED	P2 Pendulum	RECTIFIED
300X900x15mm	HONED	P2 Pendulum	RECTIFIED
400x600x18mm	SAND-BLASTED	P5 Pendulum	RECTIFIED
400x1200x18mm	SAND-BLASTED	P5 Pendulum	RECTIFIED
18mm RANDOM SLAB	HONED	-	RECTIFIED

*Please note: Perla is also available in small tile and mosaic formats

FORMATS




PERLA HONED



PERLA SAND BLASTED



PERLA BULLNOSE



Variation is an inherent property of tiles and stone. Sizes are nominal and may include a joint.

Natural Stone

PRODUCT SPECIFICATIONS

SIZES	FINISHES	TILE EDGE
300X600x10mm	HONED	RECTIFIED
300x900x15mm	HONED	RECTIFIED
20mm RANDOM SLAB	HONED	RECTIFIED

FORMATS



EPOCA HONED



EPOCA BLUSH HONED



Variation is an inherent property of tiles and stone. Sizes are nominal and may include a joint.

Natural Stone

EPOCA BLUSH HONED



Natural Stone

PRODUCT SPECIFICATIONS

SIZES	FINISHES	TILE EDGE
20mm RANDOM SLAB	HONED	RECTIFIED

LLORET HIGH HONED



Variation is an inherent property of tiles and stone. Sizes are nominal and may include a joint.


Natural Stone

PRODUCT SPECIFICATIONS


SIZES	FINISHES	TILE EDGE
20mm RANDOM SLAB	HONED	RECTIFIED

* Please note for Calacatta Jade and Verde Aosta to use adhesive suitable for moisture sensitive stone ie Mapei Keralastic T

VERDE AOSTA HONED



CALACATTA JADE HONED



Variation is an inherent property of tiles and stone. Sizes are nominal and may include a joint.

Natural Stone

PRODUCT SPECIFICATIONS

SIZES	FINISHES	TILE EDGE
20mm RANDOM SLAB	HONED	RECTIFIED
300X1200X14MM	HONED	RECTIFIED

ITALIAN CARRARA C HONED




Variation is an inherent property of tiles and stone. Sizes are nominal and may include a joint.

Natural Stone

PRODUCT SPECIFICATIONS

SIZES	FINISHES	TILE EDGE
20mm RANDOM SLAB	HONED	RECTIFIED
300x600x15mm	HONED	RECTIFIED

FORMATS



ETIENNE HONED



Variation is an inherent property of tiles and stone. Sizes are nominal and may include a joint.

Natural Stone

PRODUCT SPECIFICATIONS

SIZES	FINISHES	TILE EDGE
20mm RANDOM SLAB	HONED	RECTIFIED

ARASHI MARBLE HONED



Variation is an inherent property of tiles and stone. Sizes are nominal and may include a joint.

Natural Stone

MENTON BLANC

PRODUCT SPECIFICATIONS

SIZES	FINISHES	TILE EDGE
150x900x15mm	SOAPSTONE	RECTIFIED
20mm RANDOM SLAB	SOAPSTONE	



FORMATS



Variation is an inherent property of tiles and stone. Sizes are nominal and may include a joint.

Natural Stone

ARGENTO CHIARO

technical characteristics	test method	result
water absorption	C97/C97M-09	4.40%
compressive strength (MPa)	C170/C170M-09	97MPa
flexural strength (MPa)	C880/C880-09	14.5 MPa

SHIMA SCURO

technical characteristics	test method	result
water absorption	C97/C97M-09	4.40%
compressive strength (MPa)	C170/C170M-09	97.0 MPa
flexural strength (MPa)	C880/C880-09	14.5 MPa

SHIMA CHIARO

technical characteristics	test method	result
water absorption	C97/C97M-09	4.40%
compressive strength (MPa)	C170/C170M-09	97.0 MPa
flexural strength (MPa)	C880/C880-09	14.5 MPa